


**Wive's Tales**



Wives Tales c/o Britton  
P.O. box 81332 san diego, Ca 92138

# man-made medicine IN effect



Before Orthodox Medicine evolved, women were the primary healers of all time. We were the unlicensed doctors & pharmacists, herbal healers & "wise-women," midwives & abortionists, we were healers to the poor, to the people. And to those who sought to disempower & consider evil the knowledge & intuitiveness women possess—we were witches & burned at the stake. Today, institutionalized health care continues to burn us, fostering the same fear-based view that women are incompetent, passive, and neurotic. It is built entirely upon our ignorance & cashes in on the sickness this ignorance breeds. Within this power-play, our vulnerability is reinforced & perpetuated & a Patriarchal monopoly towers omnisciently above us all. Respectful, empowering, & straight forward health care is virtually non-existent in a system riddled with political, economic, gender, & class issues. While this structure weakens us all, women are systematically debilitated by forceful invalidation & condescending

manipulation. Still viewed as mysterious, our menstrual & menopausal systems are blamed upon a neurosis. The term hysterectomy literally means the removal of hysteria—otherwise known as the organs that make us women. Hysterectomies account for one of the most widely practiced operations in America—also the most fraudulent with 90% of them currently deemed unnecessary. Women are methodically referred for psychological help, told that the problem is all in our head. We are not properly informed of side effects, given unneeded hormones, & often used experimentally. Orthodox medicine is Patriarchal medicine, Patriarchal medicine is our institutionalized health care, & our health care is designed to keep us sick. Power is kept up high, with the ruling class. The Pharmaceutical Industry is run by The American Medical Association—*they are one and the same*. Herb & vitamin companies are no longer allowed to discuss nature's healing properties

thanks to the FDA (aka the same American Elite), making it against the law for people to "practice medicine without a license." When Feminist Clinics first began, heroine Carol Downer was arrested for inserting yogurt into a co-worker to treat a yeast infection. Unable to deny medicinal nature, the establishment has gotten the bullshit idea of actually patenting nature, such as the miracle Neem tree in India, & possibly soon, Goldenseal. If they have their way, we will have to get a perscription for things we can grow in our backyard & be punished by law if we don't. Never has Western Medicine felt more threatened by the shift towards natural healing & self-help --as it should. People are tired of being sick & feeling controlled. The movement to heal & govern yourself directly sabotages the Patriarohal Structure at it's foundation. Education brings empowerment. We need to learn & share the wisdom to command our own health & living as much as possible. control of our bodies is fundamental.

This zine was inspired by noticing how little the women around me know about their bodies, myself included. Women who are feminist-identified, girl-empowered, involved in counter-culture, or one that attempts to be self-recognized. I realized that while fighting so hard for the right to shape & control our lives, we were only proving *how little control we did have* by not even understanding the bodies we were defending --nor attempting to. The less we know about ourselves, the more we can be manipulated. i think that understanding our health puts us in touch with our social, political, & economic health as well. It's all connected!

WITH MY SPECULUM,  
I AM STRONG!  
I CAN FIGHT!



I hope you get some useful tips out of this. Consider it a cliff-note version of what's out there. Most of the info I cited is either personally recommended or suggested by women in the Self-Help arena. Write me & let me know what you think or have anything to share. I'd

so much dig a collaborative project, like one of a really big scale. We all got so much to share. I really want to hear from you...

Sisterhood,



*britton*



**To Vickie Randle and Claudia Poquoc, two women who continue to fill me each day with reverence and deep inspiration, women who have committed their lives and safety to secure the freedom of others. Everyday spent with you is one of love and learning. You bring to life the meaning of dedication – and so I dedicate to you. You are what it's all about. Thanks.**

Disclaimer: I ain't a doctor & I'm not pretending to be! It can be dangerous to diagnose yourself when you're not already familiar with what's going on. Since these are natural approaches & many of them cure-alls, the risk is minimal —but letting a problem go can be bad! See a doctor when your instincts tell you & when symptoms persist, blah, blah, blah... Go to it girl!



Listen to Your Body.

---

Help fight the *real* war on Drugs



*just say*

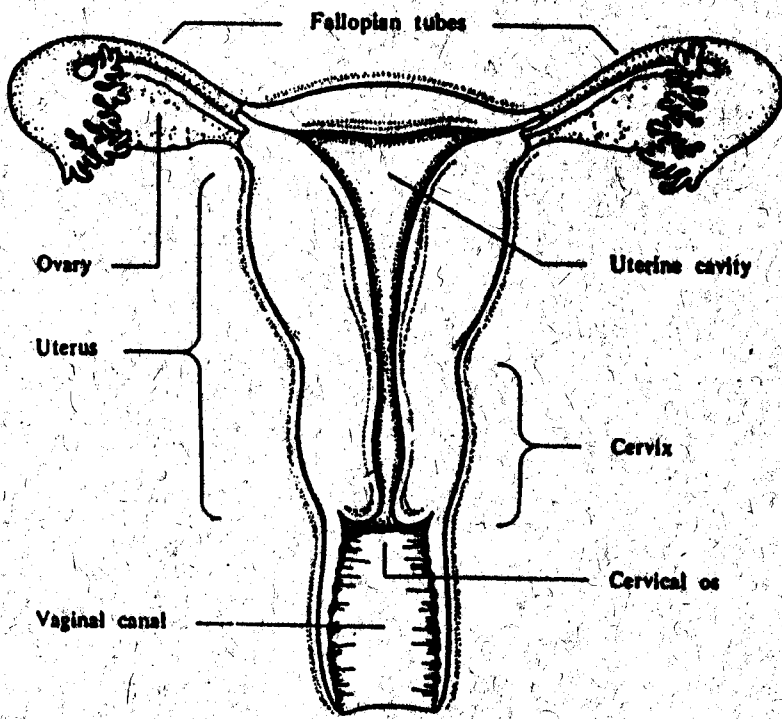
**NO**

*to* **WESTERN MEDICINE**

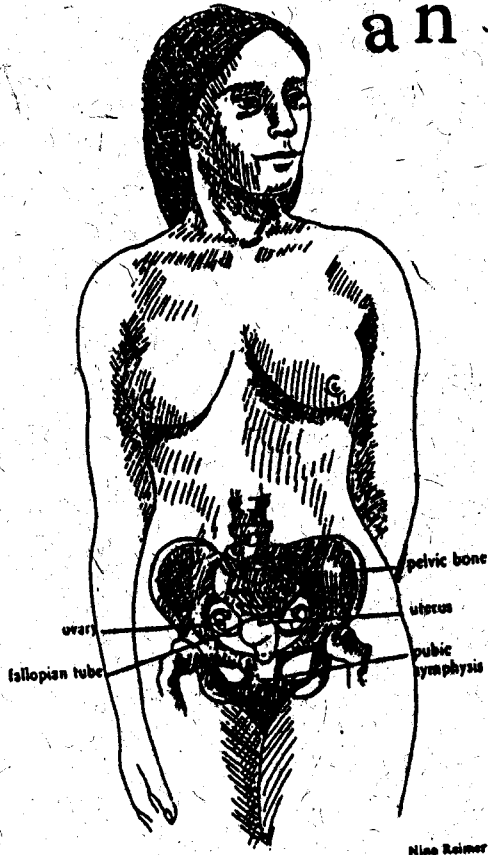
---




# Female Reproductive Organs



# an overview

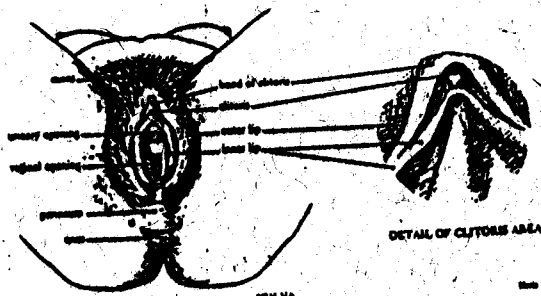


Nina Reimer



SOME NYMEN VARIATIONS

Nina Reimer



DETAIL OF CLITORIS AREA

VULVA

Nina Reimer

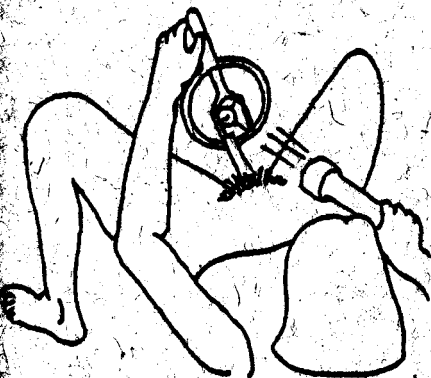
# VAGINAL SELF-EXAMINATION WITH A SPECULUM



The cervix and vagina can be viewed with the use of a plastic vaginal speculum. Speculums come in different sizes: narrow, medium and long. Most women can use a medium speculum comfortably. Some women prefer or need to use a narrow or long size. It is helpful to recline on a firm bed or table with your back propped up and knees bent, (sit on the bed or table). You insert the speculum, with the bills closed, into your vaginal canal like you would insert your fingers or a tampon. You may want to lubricate the speculum with water. You insert the bills at an angle that is comfortable for you. For many women this is towards the backbone. The handles may be up or to either side.



When the speculum has been inserted as far as is comfortable, up to the pubic bone, the two handles are squeezed completely together and slid against each other. The long handle slides up and the short handle slides down. The speculum will make a snapping sound indicating that it has locked the bills, in the vagina, open. You can adjust the speculum to three positions. Your cervix will be somewhere at the back of the speculum at the end of the vaginal canal. It is very common and normal for some women to have their cervix (and uterus) tipped at an angle in their vaginal canal. The cervix (and uterus) can also move and change positions. Because of this, some women have trouble finding the cervix for the first time. Many women find it helpful to insert a finger into the vagina to feel for the position of the cervix and then reinsert their speculum at that angle. Also, sometimes another woman can be helpful in helping you to find your cervix. It may take patience, but every woman can find her cervix.



When the speculum is in place you can look at your cervix with the help of a mirror and a strong light. The speculum can be washed in soap and water and stored in a clean place ready for use again by the same woman. If other women want to share the same speculum, it should be soaked in a cold liquid disinfectant like Zephiran for 30 minutes (see page 14).

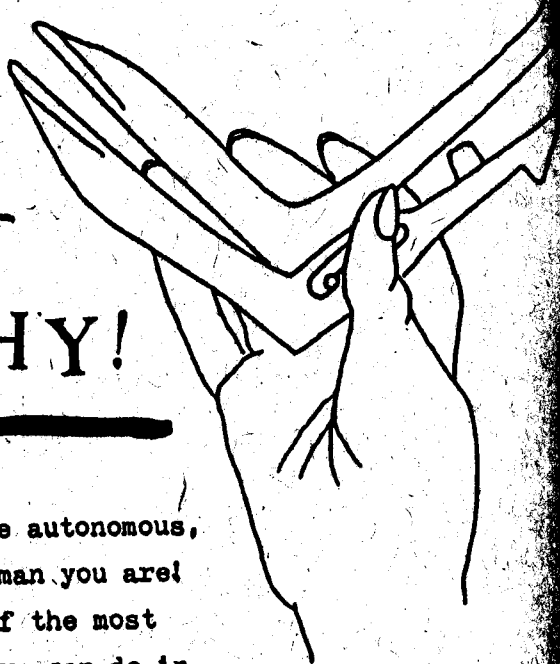
or jump by 1 clean first!

Get A New View of a Woman's Body, a speculum,  
& a group of friends to start your own Self  
Help circle. Share your observations and learn!  
Order specs for \$2 or donation from Womancare  
attention Britt, 2850 6th Ave Suite 311 San Diego,

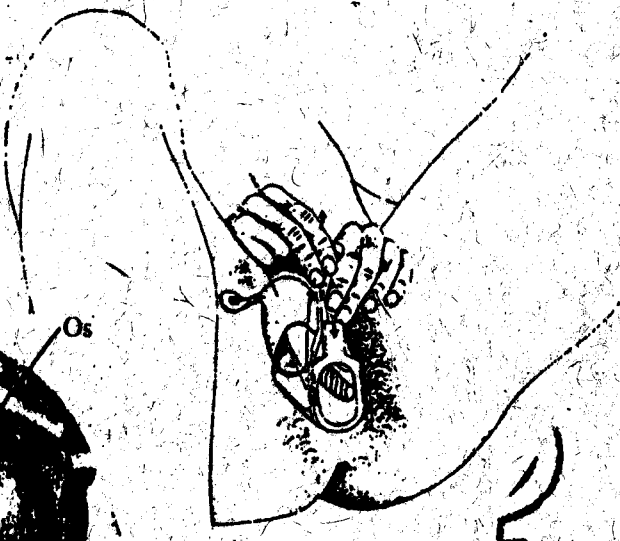
CA 92103

# GYNE - ANARCHY!

---



Put into action the autonomous, self-sufficient woman you are! Self exam is one of the most empowering things we can do in rejection of misogynist medicine. By regular examination we can detect our fertile and non-fertile times, pregnancy, infections, and other changes. It sounds complicated, but it's so easy! We are led to believe that as non-physicians and women still, we could not possibly know what we are doing. Remember where they want the control & how they manipulate us to get it. It's best to form a group of women to share your observations as well as practicing on your own. It's an excellent de-mystifier of the female body and obliterates self-consciousness! Grab a spec and go!!



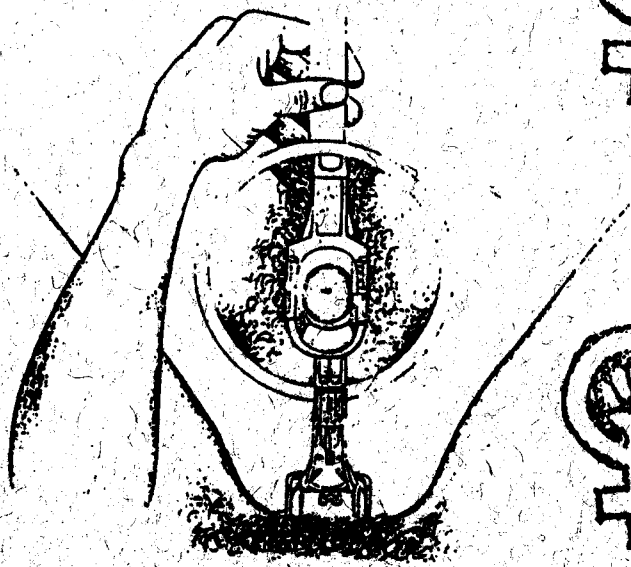
Os

A woman opening a cervix




1. A healthy cervix  
actual size

A NEW VIEW OF A WOMAN'S BODY



A view of the cervix in a mirror






# luna-ception

borrowed from light manipulation findings by physicist Edmund Dewar, Louise Lacey developed a really bitchin' method for regulating your cycle. The idea is to mimic the light of the full moon and synchronize your bleeding with its cycle. Before artificial lighting, women bled in sync with the moon and with each other. If you can keep yourself outdoors enough, it's possible to time yourself lunarly, but this is not always "practical" and thus this alternative...

sleep in total darkness, except during the full moon. plug in a 15-watt night light near your bed, a 40-watt in a closet, or dim hall light to mimic the full moon. counting the first day of bleeding as day 1, sleep with the lights on during days 14, 15 & 16. within a few months, you should be on a 29-day cycle, predictably ovulating on the 14th or 15th day.



This was originally developed as a birth control method, believing that a hormone is produced in the darkness ritual that prevents egg development. There isn't a whole lot of research on it though.

# menstrual ANARCHY!

Did you know that maxi-pads from stores are not bio-degradable? Not only that, but both Maxi-pads and tampons are chlorine-bleached so they look sterile using a process that pollutes the atmosphere. The bleach is not healthy for your body, either. It contains Dioxin, a toxic substance linked to cancer, birth defects, miscarriages, and immune system damage. Tampons change the vaginal environment and cause vaginal drying and ulcerations etc., etc. Who needs it? Why not create Menstrual Anarchy and Fuck up the system and not have to worry about shit like dioxin instead? FUCK the man's feminine products, you don't need them. Stop buying maxi-pads and tampons from stores -- All they are there for is to control you, to tell you where and how to bleed, and how much it will cost you. What they don't want to tell you is how their products will fuck you up.



Instead, go down to the local thrift store and buy some used flannel baby diapers. They run about 40¢ each and will make about two pads apiece. Fold them up and safety-pin them to the inside of your underwear. It may sound wierd, like a hassle, or even yucky to you, but really, it's not. They are very comfortable, and contrary to popular belief, they do not soak through easily. They are way better than those store bought maxi-pads because they aren't all plastic and you can cut different sized pieces according to how heavy your flow is that day. You also get more of a sense of how much you bleed, and it's important to know these things to keep yourself healthy.

You can use the pads again and again, till you feel it is time to replace them. Wash them with a mild hypo-allergenic detergent and hang them dry, or just throw them in the wash. If you are away from home, you can just put your used pads in a ziplock bag and wait till you get home to wash them.

"Feminine Hygiene" you buy from a store is a lie. Making your own maxi-pads is fuck rack.



contributed by the lovely Jennifer Thomas  
c/o Hot Lava Monster  
(out of print)


# the sea SPONGE

these are found in most health food or drug stores as cosmetic sponges. use 'em as tampons! They last for years!



Trim to fit, insert with finger & remove after several hours, rinse & replace again.

Run dental floss through to use as a string in removal, but you don't need to because it won't get lost. After your period is over, boil in water or soak for a few minutes in vinegar & water or baking soda & water. Dioxin-free and consumerist-minimal!!!



## The Diaphragm

a lot of women like to use their diaphragm to catch their menstrual blood. Depending on the heaviness of your flow, just remove as often as necessary, rinse, and replace.



# A Word on PMS

Some believe it doesn't exist. Maybe it doesn't like *we think* it does. Maybe the barrage of changes a woman can feel before she bleeds is largely or mostly due to not her body, but forces outside her body. That maybe PMS is the result of socially perpetuated shame and rejection surrounding menstruation. Women have come to feel negatively about our bleeding, dreading it, resisting it. We were never allowed to really talk about it and when we did, it was embarrassing. The fear of bleeding as a dirty, secret experience is reinforced by bleached white, deodorant, *disposable* feminine "hygiene" products that hides our bleeding not only from others, but ourselves as well. As we quickly flush the evidence down the toilet, we deny our bleeding, not to mention the knowledge of how much and why. How often is "What are you, on the rag?" thrown as an insult, like the only thing menstruation does is make us a bitch. I often wonder if the need for us to feel bad about menstruation is rooted in a subconscious dig at men's manhood, the flowing blood a result of impotent or thwarted sperm! Mostly, I think we get a lot of shit because men don't understand menstruation, maybe are even jealous of the fact that we can bleed without dying or even being harmed. That we can often undergo routine pain and survive it, but they can only endure quick pain, not extended amounts (they would die in childbirth). This is why many become such babies when they get sick! We are different and that's cool. We both have really interesting things about us, but along the lines some brat got a complex and blew it for the future generations. No one is immune to conditioning. Besides the inevitable social crap involved, real things do happen to women during and in preparation for menstruation. There are significant hormonal, mental, and physical changes involved that affect our moods - *but this does not have to be negative*. In ancient times, women embraced their bleeding time as one of enhanced creativity and power. It is one that is ours and was reserved for them to be alone or with each other, usually in "isolation" huts. Society does not recognize this need, but rejects the experience entirely. Now we find ourselves in a structure that makes isolation impractical & scorned. Possibly the ill effects we get are in resentment of this. Pre Menstrual "Syndrome" may well be a ramification of how we are raised to think about bleeding and how we are treated when we do it.

**For the physical aspects:** Most of the discomfort we feel (not attributed to social warping that is!) is due to water retention. This can make us feel heavy and irritable. Take extra calcium, magnesium, and B complex a week before you are scheduled to bleed. Eat well & get plenty of exercise!

# CRAMPS

Although we all know & hate a small handful of crampless wonders, few of us routinely escape 'em. They can range from a mildly annoying pressure in your belly to gut wrenching mock labor. While we may not be able to rid ourselves entirely, through the right diet, exercise, & altitude we can manage the moon's powerful pull over our lusty loins.

## Diet:

Cramping is due largely to shitty diets, particularly those high in meat, dairy, sugar, fat, caffeine, and processed foods. Toxins build up in our systems and as our periods are a type of elimination, they are carried out with the flow. The more toxins present, the more pain we experience in their elimination.

Other factors may be involved, but if you know your diet sucks, try improving it & see if you notice a difference.

Eat: foods high in B vitamins such as leafy greens, avocados, cabbage, raisins, soapbeans, brewer's yeast, wheat germ, & brown rice.

(cont. →)



Fasting helps 1-3 days beforehand. DRINK  
fresh carrot beet juice.

Added supplements: Vitamins D & E, calcium,  
Magnesium, Potassium, & Iron.

Herbs: chamomile & Peppermint teas are really  
soothing overall. Pennyroyal tea is helpful in  
small amounts (1 cup a day), but not good  
for heavy bleeders. Raspberry leaf lightens flow.  
for cramps: cramp bark, black & blue cohosh,  
dong quai. Other pain: Cloves, lobelia, catnip, wild  
yam, skull cap, Valerian & Kava Kava.

PSYCHOACTIVES: Marijuana - smoked or injected.  
Valerian - tincture under tongue or in water  
Cocaine - soak tampons in a solution.

\* Always use in moderation & with caution \*


### EXERCISE:

Staying fit is key in cramp prevention. Although it  
may sound like the last thing you want to do,  
go for a good swim or jog around the block. I  
guarantee you will feel better. Keeping your  
circulation flowing is essential.

### Orgasm:

Sure fire & most fun! Invite your lover to share in  
your monthly blood ritual. It's quite a bonding  
experience! Having sex really helps (it can also





bring on your period), but the last day may be too tender for some. The motion of sex helps relax the muscles & orgasm relieves a tightened cervix. Masturbating works swell too. Be prepared—blood can often spurt out of ya


when your uterus contracts in orgasm. Messy, but fun! Some women reserve this time of the month for themselves, but others find it really nice for the enhanced intimacy. Often a good snuggle works just as well!

**YOGA** is very effective in prevention & cure of cramps. Take a class or check out a good book on it.

**Relief techniques:** Lying on your back, bring knees to your chest & hold for as long as is comfortable. Release & repeat until feels better. If pain is greater on one side (in one ovary), lay on that side & bring bottom leg into chest. You can also put your foot on a chair & lean into the pain.

**MASSAGE:** create fan with hands & apply pressure in an outward motion over abdomen.

- Applying pressure; place flats of your hands over abdomen & push as hard as feels good.
- Roll gently over a basketball. Weeeee!
- Have a friend apply pressure to your lower



back. Lead up on the "Pressure Massage" and Postural Drainage (in most massage & applied Kinesiology books).  
Postural Tilt: get on hands & knees & lower your shoulders to the ground so your bottom is high in the air. Hold as long as possible. Sag & straighten back occasionally.  
Do 5 min. a day five week before aunt flow visits.

#### ATTITUDE:

Whatever effects us mentally & emotionally, effects us physically. Our bodies are connected to our psychological states & are usually the 1st thing to tell us what's up. Stress is the #1 cause of physical problems, so maintaining a good attitude & practicing stress management is essential!  
B vitamins are annihilated by stress and excess toxins are produced ~ SO CHILL!!

Also - bail your phobias surrounding menstruation. We have been taught that our bleeding is dirty, embarrassing & something to hide. Undoubtedly we can attribute much of our physical & emotional discomforts to this warped mentality our society perpetuates. Understand where the need for women to feel shame about this biological gift came from. Voice yourself. Involve your partners. De-mythify the female experience!

If excessive pain persists after adjustments to your health have been made, consult a doctor 'cuz something else may be going on. Have a Pap regularly.

*You are in sync with the rhythms of nature*



*Happy Bleeding!*

# Vaginal infections

Unless you have no stress, a perfect diet, and don't have sex, chances are you will develop a vaginal infection at some point in your life. The most common are that of *yeast*, *trichomonas*, and *nonspecific bacteria*. Women normally secrete a small amount of clear to milky-white discharge that becomes heavier with ovulation, but an infection typically causes more. This is the body's cleansing mechanism with the fluid acting as a vehicle to rid the system of infection -- just like a runny nose! Vaginal infections can be mild to severe, but are usually pretty simple to cure. While not as serious as STD's, they are commonly transmitted through sex -- and undetectable in males as they rarely show any signs of contagion. So here it is...

Symptoms are general and include:  
itching (sometimes worse with sex)  
lots of discharge  
foul odor  
irritation  
pain during intercourse

## Common Causes:

poor or unbalanced diet  
high stress  
use of antibiotics  
pregnancy  
diabetes  
reactions to birth control  
unresolved emotional issues  
unsatisfying sex

A woman's vagina is a delicate eco-system dependent on the presence of glucose (blood sugar) and "friendly" bacteria in her system. It is kept moist by the glucose passed from the blood serum. The friendly organisms living in the vagina metabolize the glucose and create lactic-acid. This creates an acidic environment in the oooh that prevents infection. When this environment is disturbed, you've got a vaginal infection. There are specifics for each type of infection, but here are some precautions to take regarding vag. infections in general...

\*wear cotton undies or none at all.

\*avoid sugar, alcohol, coffee, and refined carbs.

\*wash regularly with mild, non-chemical soaps. Scorn feminine-hygiene products...fear-of-female in a bottle. Embrace your sweet, earthy funk!

\*use water-based lubs in sex or aloe vera gel, as opposed to those containing nonoxynol-9 or propylene glycol. Although nonoxynol-9 is thought to slow down the growth of trichomonads, it can cause rashes and general irritation. Non-lubricated sex can cause irritation that leads to infection.

\*only douch to treat infection and even then, with moderation. Over-douching can cause more of a problem than you started with. Make sure douche bag never goes at an angle above your pelvis as the infection can be pushed inside your organs. Always use gentle pressure.

\*always wipe front to back.

\*avoid tampons, especially if you get a lot of infections.

\*use condoms to inhibit the exchange of infection. You can treat yourself, but your partner can give it right back to you.

\*keep your immunity strong by eating well, exercising, and sleeping enough.

\*avoid antibiotics and sulfa drugs, which are usually prescribed for vaginitis and U.T.I.s These drugs upset your body's acid/alkaline balance and actually encourage infection.

\*keep sex toys clean.





# YEAST INFECTIONS



(a.k.a. Candidia, Monilia, or Fungus)

Itchy, burning, runny... if you haven't had a yeast infection, consider yourself among the lucky and few. A common cause of vaginitis, yeast infections evolve from an imbalanced proportion of fungus called candidia albicans. The yeastics can be anything from slight, itchy discharge to flaming cottage cheese. Yeast grows best in a slightly acidic environment, our vaginas are normally more than mildly acidic. When this pH level is disturbed, the beasties flourish.

### Symptoms:

itching, burning, slight to clumpy white discharge, irritation, occasional mild smell.

### Causes:

\* **SUGAR SUGAR SUGAR!** The evil beasties thrive, fester, and insatiably feed off sugar. It is the main culprit in producing yeast infections. Avoid junk food/sweets, excess citrus, even carbs. Don't be fooled by "natural sugars" such as fructose, sucrose, honey, sugar in the raw, etc. While these are cleaner forms of sugar and easier to metabolize, in the end your body treats sweets as sweets. Brown rice syrup is a good alternative.

\* **Anything that lowers your body's natural resistance to disease** (i.e. poor diet, drugs, alcohol, stress, fatigue, etc.)

\* **Alcohol:** especially beer as it is made primarily from yeast. Two beers for me & I'm itchin' the next day. All alcohol is converted into sugar in your system. Hang-overs are basically wacked blood-sugar levels and dehydration.

\* **Breads:** most bread contains yeast as a rising agent. Look for yeast-free products, especially whole-grain.

\* **Birth Control Pills:** these upset the vagina's natural acidity and causes it to store sugar (providing a perfect breeding ground for the beasties) High doses raise estrogen levels at certain times during your cycle. Estrogen causes the uterine-lining cells to produce more glycogen --which is sugar. Many women on the pill battle the yeastics half way through their cycle nearly each month. Try a lower dosage, or bail them all together. Anything that tricks your body into assumed-pregnancy isn't neat in my book, but if you are okay with them, just be aware of the thing they don't tell you.

\* **Antibiotics:** literally meaning *anti-life*. Commonly dispensed as tetracycline, penicillin, erythromycine, etc. Aside from lowering your own natural immunity and making your body inept to heal itself (keeping you on 'em), they destroy the "friendly" bacteria in your body. This then causes yeast (mean bacteria) and inhibits defense against it. Whatever you're on antibiotics for, try Echinacea - it's a powerful herb that helps spark your own defenses. If you must take anti-b's, always include acidophilus

\* **Pregnancy:** a time of major hormonal changes, especially estrogen fluctuations

\* **Diabetes:** unstable blood sugar levels cause cells to store excess sugar

\* **Soaps-n-Bubble Baths:** soap is harsh alkaline (especially brand-name, chemical ones) and upsets the acidic P.H. of your ecoc. Most bubble bath is a detergent and lessens the protection vaginal mucus offers against infection

\* Moist Environments for Your Vagina; including diaphragms, spermicides, jellies, sponges, lubed condoms (see spermicide/jellie alternatives), nylon(s), tights, synthetic undies, etc.

\* Miscellaneous: douching, allergies, sexual contact, other infections

### \* Ridding the Fungus Among Us \*

#### Yeast-case:

\*Take lactobacillus acidophilus liquid, powder, or capsules. Take 2 tablespoons or capsules, 2 TBs liquid per 1 cup H<sub>2</sub>O as douche, or wipe area with liquid, 1-2X/day. Nature's Way makes a vegan strawberry-apple liquid, Yum! Taking acidophilus is also excellent prevention.

\*"Drink a shit load of *unsweetened* cranberry juice (not that ocean spray girl!) or "Cranactin" concentrated cranberry capsules (vegetarian), equivalent to 16 8oz. glasses of juice. Take 1 every 6-12 hours. These truly rock.

\*Garlic: as a suppository; dip unpeeled, un-nicked clove into olive oil (to prevent burning); wrap in a piece of cheese cloth, and insert like a tampon. Replace every 12 hours by inserting a finger behind clove and pop out like a diaphragm, or leave a piece of cloth dangling so you can pull it out like a tampon. Do for 3-5 days. As your body cleanses before healing, you may notice more goo. Discontinue if you feel a lot of burning or irritation. As a douche; 2 capsules Kyolic garlic capsules or fresh juice in water. Raw garlic is a cure-all for any infection, especially vaginal ones.

\*wipe area with pure olive oil.

\*douche with 1 TBS distilled white vinegar diluted in 2 cups warm water 1/day for 3-5 days. Best to alternate douching with another method so as not to over-douche.

\*douche with Golden Seal and Myrrh: prepare 1 tsp each with 1 quart water & steep until cool.

\*cut back on meats, dairy, excessive grains, and of course sugar. Eat tons of fresh veggies.

\*sleep naked to let cooch breathe.

\*Partner treatment is important, especially in the case of chronic infections where your partner is most likely reinfesting you. If your partner is male, have him take Cranactin capsules or 1000mg vitamin C to acidify his urine. Wash genitals before (preferably) or after sex with the vinegar douche.

\*Helpful Vitamins: 100mg of yeast-free B1, B2, B6, and 200mg B3; pantothenic acid, B Complex, C, A, and E.

\*other herbs: drink or douche with teas from motherwort or oatstraw.



---

## \* TRICHOMONIASIS \*

Trich is caused by tiny one-celled animals called trichomonads. Typically asymptomatic in males, it is passed through unprotected sex often in a package deal with gonorrhea. You will know if you have contracted the bug as it shows up within a few days after sex --and when it does, it's not pretty. The drug prescribed for trich is effective, but has a lot of heinous side effects such as nausea, shits, headache, metallic taste in mouth, lowered white blood count (lowered immunity), gene mutations, birth defects, and cancer in animals. Unfortunately, natural remedies for trich aren't always successful --but definitely worth a try. Trichomonads can also travel up through the urethra during sex and cause a bladder infection.

**Symptoms:** yellow or yellowish-green discharge, burning, itchy, intense fishy odor, moist lips but dry feeling vagina, tenderness, red blotches on cervix (seen by self exam with speculum). Green discharge from cervix (seen also by self-cervical exam) indicates presence of gonorrhea.

**Causes:** unprotected sex, possible contact with infected toilet seat (but this is questionable and rather unlikely)

**Treatment:**


- \* garlic suppository (same as mentioned for yeast-case).

- \* after removing suppository, douche with 1 TBS white vinegar to 1 quart warm water 1/every 24hrs. Since douching can push infection further into organs, try pouring solutions gently (as described later). Every other day douche with a cooled tea of 1 TBS goldenseal root or powder and 1 tsp each witch hazel leaves and comfrey root to 4 cups water.

- \* insert pure aloe vera into vag. with applicator used for creams and jellies. This relieves itching and discomfort.

- \* douche with Betadine solution 1/day until and through 1 week after period. Do this by laying in tub with legs against sides or wall and pelvis raised as high as possible (you are back on your shoulders). Open your lips with fingers or speculum and slowly pour body-temperature solution into vagina. Leave for several minutes. Symptoms should clear greatly within hours.

- \* douche 1-2/day for 1 week with cooled teas made from Bayberry, Goldenseal, or Slippery Elm.



## BACTERIAL VAGINOSIS

(formerly known as Gardnerella or Hemophilus)

Similar to candida (yeast), hemophilus bacterium thrives when your vaginal pH is upset. Symptoms are similar to trich, are also sexually transmitted, and cured by basically the same treatments. If untreated, this bacterium can lead to abnormal vaginal bleeding, problemed pregnancy, UTIs, and abnormal Pap smears.

### Symptoms:

creamy white or grayish discharge, very foul smelling --particularly after sex.

### Causes:

infected sex  
infected wash cloth, etc.  
from bottom (by not wiping front to back)

### Treatment:

- \*Betadine or vinegar douches
- \*herbal douches of Bayberry bark, Chickweed, Yarrow, Witch Hazel Bark, Sumac berries, White Oak bark, Uva Ursi, Comfrey, Goldenseal, Sage
- \*garlic suppositories
- \*acidify system with cranberry
- \* take Vit. B & C
- \*minimize using tampons to avoid reinfection
- \* use condoms for protection and to ward against the alkalizing effect of semen.

## NONSPECIFIC VAGINITIS

This is the miscellaneous category for infections that can't be determined. About 90% of what was formally thought to be nonspecific is now recognized as bacterial. Symptoms involve white, yellow, or even bloody discharge, cramps, swollen abdominal and inner thigh glands, and lower back pain. Use garlic suppositories and the following recipe:

Tea from 1 handful each of chamomile and chaparral with 1 quart water. Steep 10 minutes and cool. Douches 2-3X/week for 2 weeks.

### About Douching

It is intended only to treat infection, not to give you an oh-so-fresh feeling. Unnecessary douching can actually cause or aggravate a condition. Our body cleanses itself on it's own, but Massengill doesn't want you to know that. Use gentle pressure and keep bag at a low angle.

U.T.I.'s

Urinary Tract Infections

These REALLY suck. Ever fe<sup>el</sup> like you gotta pee super bad but when you go to do it, nothing happens? If you can squeeze out anything, it's only a drop and it feels like firewater. If you've had one before, you can feel exactly when another one is coming-- so here's how to avoid them and what to do in case you don't...

Avoiding them...

- 1) the most important thing to do is make sure you pee after sex, no matter how nice it is to lay there, get up and squeeze some out kind of forcefully; this will eliminate any bacteria that has made its way into your urethra during the course of sex.
- 2) avoid gettin' dirt in ya by making sure you and your partner have clean hands, fingernails, and sex gadgets.
- 3) wipe from front to back after going poddy.
- 4) wear cotton undies.
- 5) use a smaller diaphragm.
- 6) avoid using perfumed products down there.
- 7) use KY or aloe gel for sexual positions that may cause friction or irritation.

When you've already got one...

take 1-2 cranactin pills every 12 or so hours or drink mega amounts of cranberry (unsweetened!) juice and always water, of course.  
 simmer 1 cup fresh celery or parsley leaves in 3 pints distilled H2O. drink 6-8 cups a day for 8 days, cutting back 2 cups daily.

(27) hey wait, there's more...

A urinary tract infection (also known as cystitis) is the beginning stage of a potential bladder or even kidney infection. If you are experiencing fever, chills, nausea, puking, or back pain--you have more than a tract infection and should see a doctor right away.



## Interstitial Cystitis

by Carrie Kelso

Until recently, when women tested negative for what seemed to be recurring urinary tract infections, they were told that their symptoms were psychological or stress related, they may have a small bladder or chlamydia, or that they should go on the birth-control pill. Most women see @ 5 doctors before being properly diagnosed.

Interstitial Cystitis, a chronic bladder condition, is an inflammation of the bladder lining. Symptoms include frequent urination (especially at night), urgency to pee without being able to, & tenderness in the abdominal area. 80% of IC sufferers are women. Although the cause is still unknown, there are a variety of treatments, none of which are 100% effective for all patients. Avoiding cranberry and acidic juices, caffeine, alcohol, and spicy foods may be helpful along with taking antacids. Other treatments involve taking the anti-depressant drug, Amytriptyline, or having the bladder "stretched" by that specializes in female problems and explore independent research.



STD	WHAT TO WATCH FOR	HOW DO YOU GET THIS STD?	WHAT HAPPENS IF YOU DON'T GET TREATED?
<b>AIDS</b> (Acquired Immune Deficiency Syndrome)	<ul style="list-style-type: none"> <li>Symptoms show up several months to several years after contact with the AIDS virus.</li> <li>Flu-like feelings that don't go away.</li> <li>Unexplained weight loss.</li> <li>Recurring fevers.</li> <li>White spots in mouth.</li> <li>Purple bumps on the skin and body, mouth, nose or vagina.</li> </ul>	<ul style="list-style-type: none"> <li>Spread by sharing needles to inject IV drugs.</li> <li>Spread during oral sex, anal intercourse and possibly full sex with someone who has AIDS or is carrying the AIDS virus.</li> </ul>	<ul style="list-style-type: none"> <li><b>YOU CAN GET TO TELL BEING INFECTED OR SOMEONE YOU SHARE A NEEDLE WITH.</b></li> <li>AIDS cannot be cured. Most people die from the disease.</li> <li>A mother with AIDS can give it to her baby in the womb, during birth or while breastfeeding.</li> </ul>
<b>CHLAMYDIA</b>	<ul style="list-style-type: none"> <li>Infections show up 1-3 weeks after having sex.</li> <li>Men: Swelling and soreness near base of testicles.</li> <li>Women: Discharge from the vagina.</li> <li>Bleeding from the vagina between periods.</li> <li>Burning or pain when you urinate.</li> <li>Pain in abdomen, back, sometimes with fever and chills.</li> </ul>	<ul style="list-style-type: none"> <li>Spread during sexual intercourse, and oral and anal sex with someone who has chlamydia.</li> </ul>	<ul style="list-style-type: none"> <li><b>YOU CAN GET CHLAMYDIA TO YOUR EYES AND THROAT.</b></li> <li>Can lead to more serious infections. Reproductive system can be damaged.</li> <li>Both men and women may no longer be able to have children.</li> <li>A mother with chlamydia can give it to her baby during childbirth.</li> </ul>
<b>GENITAL WARTS</b> (anogenital warts)	<ul style="list-style-type: none"> <li>Symptoms show up 1-6 months after having sex.</li> <li>Small, fleshy warts on the sex organs and skin.</li> <li>Warts may do not go away.</li> <li>Itching or burning around the sex organs.</li> </ul>	<ul style="list-style-type: none"> <li>Spread during sexual intercourse, oral sex and anal sex with someone who has genital warts.</li> </ul>	<ul style="list-style-type: none"> <li><b>YOU CAN GET GENITAL WARTS TO YOUR EYES AND THROAT.</b></li> <li>Warts never go away and are harder to get rid of.</li> <li>A mother with warts can give them to her baby during childbirth.</li> <li>Only half of pregnancies end safely.</li> </ul>
<b>GONORRHEA</b> (Gon. Gon. GC)	<ul style="list-style-type: none"> <li>Symptoms show up 2-30 days after having sex.</li> <li>Most women and many men have no symptoms.</li> <li>Women: Thick yellow or white discharge from the vagina.</li> <li>Burning or pain when you urinate, or have a blood-stained menstrual.</li> <li>Men: Thick yellow or white discharge from the penis.</li> <li>Burning or pain when you urinate, or have a blood-stained.</li> <li>Men: Pain when you ejaculate during sex.</li> <li>Chills, and pain in the lower abdomen, back.</li> </ul>	<ul style="list-style-type: none"> <li>Spread during intercourse, oral sex and anal sex with someone who has gonorrhea.</li> </ul>	<ul style="list-style-type: none"> <li><b>YOU CAN GET GONORRHEA TO YOUR EYES AND THROAT.</b></li> <li>Can lead to more serious infections. Reproductive system can be damaged.</li> <li>Both men and women may no longer be able to have children.</li> <li>A mother with gonorrhea can give it to her baby during childbirth.</li> <li>Can cause heart trouble, arthritis, eye and blindness.</li> </ul>
<b>HERPES</b>	<ul style="list-style-type: none"> <li>Symptoms show up 1-30 days after having sex.</li> <li>Some people have no symptoms.</li> <li>Flu-like feelings.</li> <li>Small, painful blisters on the sex organs or mouth.</li> <li>Itching or burning around the blisters appear.</li> <li>Blisters last 1-2 weeks.</li> <li>Blisters go away but you still have herpes. Blisters can come back.</li> </ul>	<ul style="list-style-type: none"> <li>Spread during sexual intercourse, oral sex and anal sex with someone who has herpes.</li> </ul>	<ul style="list-style-type: none"> <li><b>YOU CAN GET HERPES TO YOUR EYES AND THROAT.</b></li> <li>Herpes cannot be cured.</li> <li>A mother with herpes can give it to her baby during childbirth.</li> </ul>
<b>NGU</b> (nongonococcal or nongonorrheal urethritis, NGU)	<ul style="list-style-type: none"> <li>Both men and women get affected by NGU.</li> <li>Symptoms show up 1-6 weeks after having sex.</li> <li>Men: Swelling and soreness near base of testicles.</li> <li>Women: Yellow or white discharge from the vagina.</li> <li>Discharge or burning in the vagina.</li> <li>Burning or pain when you urinate often.</li> </ul>	<ul style="list-style-type: none"> <li>Spreads during sexual intercourse, oral sex, and anal sex with someone who has an NGU infection.</li> </ul>	<ul style="list-style-type: none"> <li><b>YOU CAN GET NGU INFECTIONS TO YOUR EYES AND THROAT.</b></li> <li>Can lead to more serious infections. Reproductive system can be damaged.</li> <li>Both men and women may no longer be able to have children.</li> <li>A mother with NGU infection can give it to her baby during childbirth.</li> </ul>
<b>SYPHILIS</b> (syph. 1st part)	<p>1st STAGE:</p> <ul style="list-style-type: none"> <li>Symptoms show up 1-3 weeks after having sex.</li> <li>A painless, cauliflower-like sore on the mouth or sex organs.</li> <li>Sores last 1-6 weeks.</li> <li>Sore goes away but you still have syphilis.</li> </ul> <p>2nd STAGE:</p> <ul style="list-style-type: none"> <li>Symptoms show up 6 weeks-6 months after sore appears.</li> <li>A rash develops on the body.</li> <li>Headache, fever.</li> <li>Rapid and flu-like feelings go away but you still have syphilis.</li> </ul>	<ul style="list-style-type: none"> <li>Spread during sexual intercourse, oral sex and anal sex with someone who has syphilis.</li> </ul>	<ul style="list-style-type: none"> <li><b>YOU CAN GET SYPHILIS TO YOUR EYES AND THROAT.</b></li> <li>A mother with syphilis can give it to her baby during childbirth.</li> <li>Can cause heart disease, brain damage, blind eyes and deaf.</li> </ul>
<b>VAGINITIS</b> (bacterial vaginosis, BV, yeast)	<ul style="list-style-type: none"> <li>Some women have no symptoms.</li> <li>Itching, burning or pain in the vagina.</li> <li>Wax discharge from the vagina that is normal.</li> <li>Discharge smells and/or looks different.</li> </ul>	<ul style="list-style-type: none"> <li>Probably catches, from sexual pills, non-sterile douching, etc. lead to vaginitis.</li> <li>Can be spread during sexual intercourse, oral sex and anal sex. Men can carry vaginitis in their's without symptoms.</li> </ul>	<ul style="list-style-type: none"> <li><b>YOU CAN GET VAGINITIS INFECTIONS TO YOUR EYES AND THROAT.</b></li> <li>Uncomfortable symptoms and itching.</li> <li>Men can get infections in the prostate gland and urethra.</li> </ul>

#### ETR Associates

Developed by Jane Hays and Amy Cash and Mary Nelson  
Copyright © 1988 by ETR Associates

A 501(c)(3) non-profit, ETR Associates

All rights reserved.

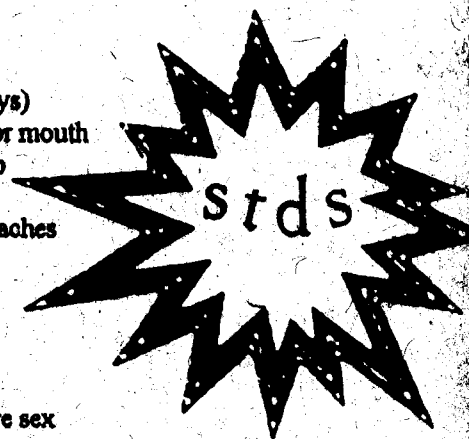
This pamphlet is available for purchase in Spanish,  
of 10 or more. To order: 1-800-321-6407

1-800-321-6407

in vitro (ETR Associates, P.O. Box 1426, Santa Cruz,  
CA 95061-1426,  
Tel: 915)

**What to Watch For: (\*\* both girls & boys)**

- \*\* sores, bumps, or blisters near vagina or mouth
- \*\* burning & pain when you pee or poop
- \*\* swelling or redness in throat
- \*\* flu like feelings, with fever, chills and aches
- \*\* swelling around groin
  - \* unusual discharge or smell
  - \* pain in pelvic area
  - \* burning or itching around vagina
  - \* bleeding
  - \* pain deep inside vagina when you have sex



**Before You Feel Around With Someone New:** Check your partner for a rash, sore, redness, or discharge. If you see or feel anything suspicious, don't do it! HPV (human papilloma virus, in the herpes family) can show up as a pin-prick bump! You should be able to feel these things, so don't freak out too much.

**What To Do:** Unfortunately, home remedies are not extremely effective in curing STD's, but many are helpful in treatment. It is important that you first get diagnosed by a clinic. Here are a few things that sometimes work, but if they don't, get treated asap...

\*Chlamydia: Hot Pants Zine says: 1) Take 30 drops echinacea tincture (bottle form) 2X a week for 3 weeks. 2) Simmer 1 oz dried echinacea with 2 cups water for 20min. Do not boil. Cool and douche 2X a week for 3 weeks. 3) Eat raw or capsuled garlic everyday. This may take 1-2 months depending on severity of infection. Try not to wait too long, Chlamydia can turn into Pelvic Inflammatory Disease.

\*Herpes: Since herpes cannot be cured, this is for the prevention and treatment of outbreaks. 1) Apply local anesthetics such as clove or black tea compresses, clove or peppermint oil. 2) Pastes applied as poultices from crushed calcium tablets, slippery elm, comfrey root, myrrh, golden seal, or lysine. 3) Calendula ointment for itching. 4) Aloe vera sap or gel, tea tree or eucalyptus oil, to shorten or lessen outbreak. 5) Take Goldenseal or 3000 mg Lysine daily to prevent outbreaks, 6000 to treat them. Fasting is also helpful read up.


Oh, and...

Men can often carry outbreaks in their urethra and not know it, which can be passed to you. Try not to take chances even when in remission, unless you're really sure.

Your partner must get treated for the STD when you do, otherwise you will just pass it back & forth.

Remember! Even though they are kept hushed, STD's are extremely common. Don't feel gross or ashamed if you get one, it doesn't mean you are saucy!





**USE  
CONDOMS**

# Women and AIDS

Women are the fastest growing population contracting AIDS. It is the leading cause of death for women age 19-34 in New York and is becoming the leading cause of infant death for tiles under 1. Furthermore, the number of women with AIDS goes largely underreported.

**Signs of infection can be different for women, here's what to look for...**

- \*discharge of unusual color or odor
- \*chronic yeast infections
- \*open sores or bumps in or around your vagina or anus
- \*unusual pain or cramping during intercourse
- \*sudden irregular periods
- \*pain in belly when you don't get your period

Here are some guidelines adapted from the wonderful  
**Take Back Your Life** fanzine...

## Highest Risks for Transmissions:

1. Contaminated blood or blood products for transfusion or injection
2. Contaminated needles, syringes, bulbs, works, or cookers.
3. Unprotected anal intercourse with an infected person; primarily for the "receptive" partners whether male or female. HIV may be transmitted by the ripping of the rectal tissue and subsequent bleeding which provides access for the infected sperm to the blood stream; recent evidence also suggests that the HIV may directly infect the inner lining or wall of colon, which includes the anus and rectum.
4. Unprotected vaginal intercourse with an infected partner.
5. Ingestion of infected partners vaginal secretions, breast milk, blood, or any body fluids or secretions that are contaminated with blood.

Needle use is on the rampage...Don't Share! This includes not just ones for shooting drugs, but piercing & tattooing too. Don't share any part of your works (needles, syringes, and cookers) and don't share or reuse cottons.

## Clean all needles by:

- (1) Pour rubbing alcohol or diluted bleach into glass.
- (2) Pull liquid up into syringes through needle, shake well, and squirt out.
- (3) Repeat several times.
- (4) Let entire set of works soak for 10-15 minutes.
- (5) Pour out. If you used bleach, rinse everything well.
- (6) Let works dry.

Be careful and stay informed. You are not immune. Don't wait until it's too late to take responsibility. We have much evidence that implies there will never be a cure for AIDS, our only hope lies in prevention.

*Remember that safe sex doesn't have to mean monogamous sex, just be safe with every partner you have. Imposing a false sense of morality can be just as deadly!!*



# Scabies



are fucking hell. Even though they are super common, few have heard of them. Most doctors can't diagnose them because they are treated as a rarity that only "itty, impoverished people" get. Consequently everyone feels disgusting when they come down with 'em. Scabies are little parasites that are so different that any of the other 10 billion you have on you right now, we are just allergic to them. They are invisible to the eye and show up in little red bumps when scratched. Characteristically, these bumps form lines or triangles, but not always. Doctors only recognize them this way and nearly everyone I know hasn't been officially diagnosed because of this. Realistically, they are not that easy to catch but it's important to tell those around you if you have them. That's the hardest part, but if more people would talk about them, they wouldn't be so embarrassing! The best way to catch them is through clothes and bedding, which are also the hardest places to get rid of them. The most important thing to do is act quickly as soon as you start showing signs. If you have been in very close contact with someone who has them, chances are you will get them too. It takes a month for scabies to develop on someone who has never had them, but quickly on someone who has. If you have an isolated incident of close contact with them, they can be prevented by taking a hot shower within 12 hours. Unfortunately, home remedies don't usually kill them, but definitely help in treatment. They are effective in prevention for that questioning month before they hatch. The medications prescribed are Kwell and Elimite. I've heard Kwell can cause damage to the nervous system, so Elimite is preferred as of now. Both are pesticides and not good for you, so try to do your ridding process right the first time. Wait 2 weeks before reapplying, unless you see for sure that they are still spreading. Otherwise you probably have the Maybica, which can last for 3 months!

## Symptoms:


Itching or burny sensation worse with heat (showers, in bed, etc.); small red bumps. Often begin as 1 itchy bump in armpit or on hand. Cluster on hips, feet, shins, between fingers, lower back, thighs, arms. Fun! Remember, the best way to spread them is to itch 'em! Don't scratch!!!

## What to Do:

Apply medicine thickly from the neck down. Leave on 10-12 hours. Wash off. Wash all clothes, bedding, and towels on hot cycle. Throw non-washables (including leather shoes & belts & dry cleaning) into hot dryer for at least an hour. Wrap mattress in mattress bag (available at moving companies, stores). Quarantine sofas and other things for a least a week. Supposedly they die off the body within 72 hours but I don't believe it.

## Home Remedies:

- \*Bathe in Tincture of Green Soap every night. Scrub with soft bristle brush.
- \*Take 1 homeopathic "Sulfur 6X" tablets 3X a day under tongue. Never touch homeopathy with your fingers!
- \*Apply oil of lavender 2X a week.
- \*Use lotion with calendula in it to soothe skin.



Cnids are similar to scabies, only bigger and tend to live on the surface. They are found mostly around the genitals and other hairy regions, including your eyebrows! They often appear as tiny brown dots at the base of the hair. They are not primarily an STD, kids get them all the time. Symptoms: They itch!

Treatment: Follow the same for scabies minus the medication. Wash, quarantine, etc. Can also mix 2 tsp. Eucalyptus, and Eucalyptus, or lavender oil with 3 oz. olive oil. Apply over night and wash off with soap. Can apply up to 3 times a day if needed.



# NATURAL BIRTH CONTROL

Personally, i have yet to find an acceptable method of birth control. Everything i've tried on the mainstream market has given me really lame side-effects, causing more problems than i bargained for. Often these side-effects come unannounced to women, as adequate informing lacks largely on the behalf of doctors. They just want to stuff their pockets and push us out the door. It is also enraging that there are a dozen methods available to women and only one to men. This puts virtually all the responsibility on the woman, not to mention the risk to health.

Practicing natural birth control gives you a cool awareness of your body and keeps control where you want it -with you! The last thing we need are new technological devices to rule us. Here are a few methods i like. There are also herbal approaches that our foremothers have used for ages, but i don't know enough about them. I've heard carrot seed and pennyroyal are effective. I used wild yam root successfully for a few months, but i had a couple of questions about it that i haven't found the answers to. It's important for us to document and share our experiences cuz that's how it all works!

Oh, due to limited space, i won't go into the basal thermometer or cervical mucous method. They are excellent methods, but pretty involved. Read The Natural Birth Control Book by A. Rosenblum for info.

## HOMEMADE SPERMICIDE!

a mild, non-irritating alternative to harsh chemical jellies...

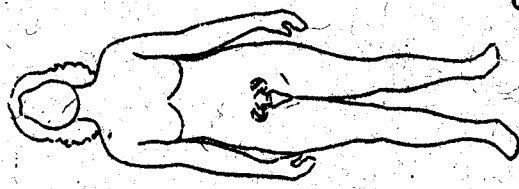
Mix 1 part ALOE VERA GEL (100%) with  
1 part FRESH LEMON JUICE

insert with the type of applicator for  
store bought jellies and medications.


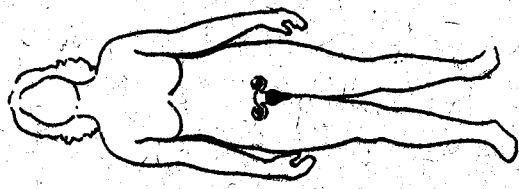
PROVEN and EFFECTIVE!!




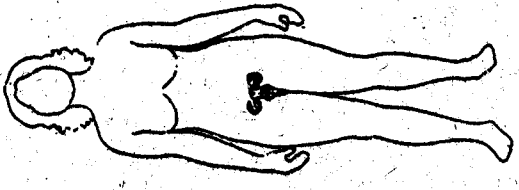
A NEW VIEW OF A WOMAN'S BODY



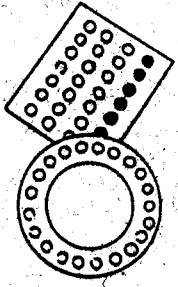
The effects of self-observation as birth control



The effects of local machines as birth control



The effects of tools as birth control



The effects of the pill as birth control

# RHYTHM OR CALENDAR METHOD



JANUARY						
SUN	MON	TUE	WED	THU	FRI	SAT
	1	2	3	4	5	6
7	8	9	10	11	12	13
14	15	16	17	18	19	20
21	22	23	24	25	26	27
28	29	30	31			

APRIL						
SUN	MON	TUE	WED	THU	FRI	SAT
	1	2	3	4	5	6
7	8	9	10	11	12	13
14	15	16	17	18	19	20
21	22	23	24	25	26	27
28	29	30				

I'm not sure if this method is really effective or I've just been really lucky, but it has served me well for years. I never depend on it at all times of the month, but always during the block around my moon. This method is only recommended if you have pretty regular periods and are in a monogamous relationship. It's an excellent method to combine with another for that extra peace of mind and really nice to your body as it has absolutely zero side effects! Definitely my personal favorite.

The idea is to abstain from sex during your fertile days. The challenge is that your days may vary as ovulation may occur early, late, or even during your moon. The goal is to pinpoint your exact time of ovulation and avoid sex around this time. Keeping in mind that sperm can live up to 72 hrs. in the uterus & an egg will live 24 hrs. after ovulation, sex is a no-no on the days surrounding your actual ovulation as well. Ovulation usually occurs mid-cycle & as soon as it happens, you will get your period 14 days after that point (UNLESS you are one of those rare few that ovulate during your moon). Here's how you figure it out. ...

SEPTEMBER						
SUN	MON	TUE	WED	THU	FRI	SAT
1	2	3	4	5	6	7
8	9	10	11	12	13	14
15	16	17	18	19	20	21
22	23	24	25	26	27	28
29	30					

1. Keep a written record of your cycle for 8-12 consecutive months. Count the 1st day of your cycle as DAY 1 and the last day before you start to bleed again as the last day. At the end of 8-12 months, figure the longest and shortest cycles.

2. Subtract 18 from the # of days in your shortest cycle. This difference is the fertile or "unsafe" day. No nookie for you!!

3. Subtract 11 from the # of days in your longest cycle. This is the last day you are fertile and sex is not safe.

4. Add your new cycle to your list each month. Cross off the cycle at the top & count in your new cycle at the bottom. This will show new changes in your cycle & may change days you count as unsafe.

Example:

If a Q's record shows that her shortest cycle is 25 days & her longest is 30, she should abstain from sex or use another method during days 7 - 19.

Be Aware of factors that may upset your cycle - pre-menstruals, breastfeeding, abortion, miscarriage, birth, PMS, BC pill use, stress, shitty nutrition, or major changes in daily routine or attitude.

Know Your Body.



# THE LENS



## INSTRUCTIONS FOR USING THE LENS

*The Only for Personal Research*

Please read entire instructions before using your Lens

### What is the Lens

The Lens is a small high powered microscope, manufactured in Spain, which allows you to see crystals that form in saliva or cervical fluid (mucus) during the fertile time. We recommend that you use the Lens to educate yourself about your unique fertility cycle. At the beginning of the fertile process, elevated estrogen levels cause saliva and cervical fluid to crystallize when dry. These crystal formations, or "ferning" patterns, are visible through a microscope. Crystals begin to be visible around 4-5 days before ovulation. They normally increase in number as ovulation approaches and then disappear after ovulation occurs, when estrogen drops to pre-fertile levels. We recommend that you use the Lens daily for at least three months and record your patterns on a tracking chart. In this way, you will become your own fertility expert, adept at recognizing your crystal patterns and understanding your personal cycle. You will make best use of the Lens and learn the most about your cycle by paying close attention to your body, your feelings and by becoming acquainted with your other fertility signs, such as changes in cervical fluid. (More information about this is under "Helpful Suggestions" section).

### Uses of the Lens

The Lens is not a birth control device. It is a tool for fertility awareness. Many women using the Lens in this way, (especially when combining it with their other fertility signs), gain simple information which enables them to

- ♦ determine which days are potentially fertile
- ♦ determine which days are infertile
- ♦ plan or prevent pregnancy naturally
- ♦ identify hormonal imbalances related to irregular cycles or infertility
- ♦ track cyclic occurrences such as PMS
- ♦ enhance creativity, sexuality and health awareness
- ♦ pinpoint times of greatest fertility

### How to Use the Lens

The Lens is easy to use. You will rapidly learn the difference between ferning particles and crystal formations.

**Lens Step 1:** Note how the two disks of the Lens rotate when you turn them.

**Lens Step 2:** Align the lens (small hole) over the slide where your sample will be placed (large blue hole).

**Lens Step 3:** Without wearing glasses, hold the lens (small hole) toward your eye. Direct your view toward an incandescent light source approximately 3 feet or more from your eye. Do not use fluorescent, diffused light or sunlight.

**Lens Step 4:** Focus onto the particles by gently squeezing the disks together. Vary your finger pressure until the objects on the slide appear in clear focus. This step tells you how clean the slide is before you place saliva or cervical fluid onto the slide.

### Reading Saliva Patterns with the Lens

Now that you are comfortable with using your new Lens, you can begin reading your saliva.

Best times are mid-morning, afternoon, or evening. Some women test two times a day, to confirm results or to note changes. IMPORTANT: Take nothing by mouth (food, liquid, toothpaste, etc.) for at least 1/2 hour before testing to insure an accurate sample.

**Saliva Step 1:** Clean and dry the slide (large blue hole) with a soft damp cloth and/or warm water and mild soap.

**Saliva Step 2:** View the clean slide through the lens. (Lens Step 4, above).

**Saliva Step 3:** Wipe the slide lightly to create a thin film of saliva.

**Saliva Step 4:** Allow to dry for 20 minutes. Let the sample dry naturally. Do NOT blow or place near heat. The results will stay on the lens until washed.

**Saliva Step 5:** Read the Lens as described in Lens Step 2 through Lens Step 4, above.

**Saliva Step 6:** Compare your crystal formations to the ones below. Your crystals may look different, but you will notice a dramatic change from the uncrystallized saliva to saliva with crystal formations.

### Cervical Fluid Sample

Cervical fluid can also be used for testing, either to verify your findings or if the result of the saliva test is uncertain to you. Repeat all the steps for saliva testing except for step 3, using cervical fluid instead of saliva for a sample. To collect a sample of cervical fluid, insert your middle finger into the vagina until you feel the uterine neck, or cervix, which is the extension of the uterus into the vagina. Feel for the indentation at the tip of the cervix. This is where you gather your sample. Smear a thin layer of the fluid onto the slide. Air dry for 20 minutes and read the Lens as previously described.

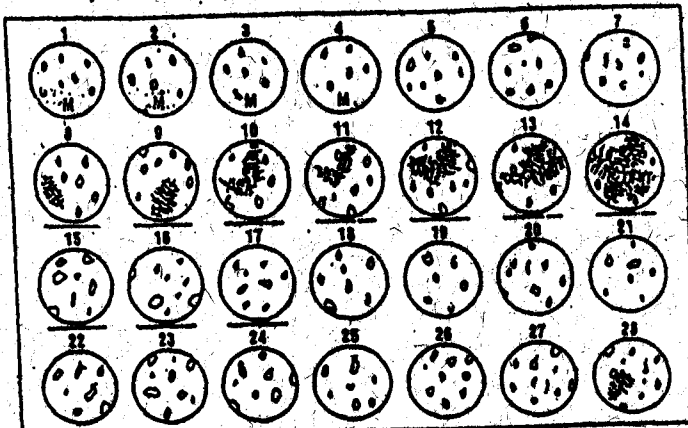
NOTE: Cervical readings may not be accurate if contaminated by menstrual blood, seminal fluid, or vaginal infection. Swimming, bathing or douching is not recommended prior to collecting a sample. Also, a sample which is too thick may be difficult to read.

### Common Crystal Patterns

Ferthing Edges	'Strreaking'	Ferthing	Random
Ferthing Sometimes seen at the beginning and end of fertile cycle	Ferthing Sometimes seen at the beginning, possibly weak estrogen if no ferning occurs.	Ferthing	Ferthing Slide is dramatically different from every other pattern

The following illustration is an example of a typical crystal pattern which would be seen in a regular 28-day cycle.

**(REMEMBER! This is only one example. Your crystal pattern may present differently than this one. Daily checks and recordings on a tracking chart will show you your own unique pattern.)**



Day 1 is the first day of menstruation, marked with "M", as are the next three days of menstrual bleeding.

DAYS 5, 6, and 7 show little or no forms, mostly amorphous bluish with no crystallization.

DAYS 8, 9, and 10 show the beginnings of crystal formations or forming patterns which increase in amount seen until DAY 14, with peak in crystal formations signaling a peak in fertile time.

DAYS 15 through 27 show no crystal forms. This is the post-ovulatory phase.

DAY 28 shows a brief crystal formation, often seen 12-34 hours before the onset of menstruation. These crystals usually show much less firming than those seen during the fertile period.

DAYS 8 through 17 are understood to indicate that they are potentially fertile days. Checking cervical fluid consistency can verify fertile/unfertile days if there is doubt.

### Helpful Suggestions

- Do not wear your glasses. People with very poor eyesight can read the lens easily once they learn how to focus the material on the slide.
- When first learning you may want to remove your contacts. You will soon be able to read with the contacts in place.
- Be sure you are holding the *Lens* with the small hole toward your eye.
- Try using different distances from the light and various light sources until you find the best combination for you. Try using a flashlight.
- Remember your main focusing technique is to vary the pressure used to gently squeeze the disks together. Watch for the right amount of pressure that gives you the clearest focus.
- Check both the slide (large blue hole) and the lens (small hole) to be sure light shines through. Clean with a soft damp cloth or warm water with mild soap.
- Always clean the slide before taking a new sample.
- Make sure you are using just a thin film of saliva or mucus.
- Mixtures of other substances (food, alcohol, nicotine, water) will alter the composition of pure saliva. Be sure there are no remains of these substances in your mouth when taking the sample.
- Checking the texture of your cervical fluid between your fingers for a slippery or stringy consistency can verify that your crystals are appearing solely on fertile days. For more in-depth information on cervical fluid and your other fertility signs, ask us for our resource directory.
- The *Lens* is helpful in identifying irregular cycles. It is important to check the *Lens* daily for 3 months and to record results on a tracking chart. Then you will have a picture which reflects your hormonal cycle. Most hormonal imbalances can be corrected via diet, meditation or lifestyle adjustments. When consulting your health care provider, bring your tracking chart along. It may help clarify imbalances.

Access to further information about this method of fertility awareness is kind of obscure. Midwives seem to know - as Nicole got this article from hers. Definitely something to watch for.

## BIRTH CONTROL

Method	Description	% Effectiveness
Abstinence	Keeping the penis out of the vagina. (Different from coitus, which means not having sex with another person.)	100
Hysterectomy	Surgical removal of the uterus.	100
Vasectomy	Cutting or tying the tube which carries the sperm out of a man's penis.	99.85
Tubal Ligation	Cutting or burning the egg tubes or closing them off with a plastic ring.	99.4
Foam and Condom	The man fits a condom over his penis and the woman puts sperm-killing foam in her vagina.	99 + *
Basal Body Temperature	Predicting a woman's fertile time by charting her early-morning temperature.	98.1
Diaphragm	A dome-shaped rubber device filled with sperm-killing cream or jelly inserted into the vagina to cover the cervix.	98
Foam	Sperm-killing foam inserted into the vagina shortly before intercourse.	97-98*
IUD (Intrauterine Device)	A plastic object inserted into the uterus. Discourages implantation of fertilized egg on uterine wall.	95-97*
Symptothermal Method	Combination of basal body temperature method and mucus-observation (billings method).	94-98.5*
Cervical Cap	Rubber cap which fits over the cervix and stays on by suction. Requires lube cream or jelly.	92-94*
Lactation	Infant nursing suppresses ovulation.	91
The Pill	A combination of hormone-like drugs which suppresses the activity of a woman's ovaries.	90-96*
Days-Prevens	An injection of a progesterone-like drug which causes a woman to skip her fertile periods. (Note: Despite the fact that Days-Prevens is not approved by the FDA as a method of birth control, physicians continue to prescribe it for this purpose.)	90-95*
Condom	Rubber sheath which covers the penis and catches semen.	90

### A NEW VIEW OF A WOMAN'S BODY

Method	Description	% Effectiveness
Billings Method	Requires total abstinence from sexual activity during a woman's fertile time. Based on recognition of the different mucus fertile and nonfertile menses.	80.6
Withdrawal	Practice of withdrawing the penis from the vagina before ejaculation.	80-90*
Rhythm (Calendar)	Predicting a woman's fertile time based on the length of her cycle.	79
Spermatophary	Solid sperm-killing "tablet" which melts when inserted into the vagina.	75-80*
Douching	Rinsing sperm from the vagina immediately after coitus by flushing with water or various solutions.	60

### Methods with Limited Research

Method	Description	Possible % Effectiveness
Astrological	Predicting a woman's fertile time based upon coincidences of the relationship of the sun and moon with the time a woman was born. The woman must abstain from coitus 26 days before and 26 days after her fertile time. When the predicted fertile time does not coincide with other signs of ovulation, she must abstain also. The high effectiveness of this method results from the relatively few times when a woman can have sperm.	97.7
Lactation	Based upon the idea that a certain hormone produced during lactation prevents an egg from leaving. Women using this method must pump in and discharge milk for days 14, 18 and 19 of their cycle.	Never studied as a safe method of birth control.

\* The reported range in percentage of effectiveness for these methods is due to the fact that the results of research differed studies were used.


# When shit happens...

In the event of unprotected sex, insert one 500 mg. non-chewable Vitamin C tablet into vagina 2X a day for 3 days. This should kill egg-bound sperm by acidifying vagina. Irritating, but not as bad as an unwanted pregnancy! Soothe with aloe vera & acidophilus afterwards.

OR... Take 1 teaspoon of non-treated wild carrot seed at ovulation or immediately following unsafe sex. Chew, mix with liquid, or swallow in capsules. Use for one week or until bleeding begins. Prevents egg from attaching to uterine wall.

Know that these are not methods to rely on regularly. Good Luck!





**Women's**  
April 22-23  
North Gate Hall,  
UC Berkeley  
**Health**  
**Conference**

Last weekend i went up to Berkeley for a Radical Women's Health Conference. It was a 2 day event put on by 4 of the rockin'-est girls ever! Workshops covered Domestic Violence, Substance Abuse, Immigrant Women's Health, Herbology, Reproductive Freedom,

Midwifery, The World Bank, Self-Help demos, and even a Menstrual Extraction disoussion. I met the most amazing women and learned so much, it was the exact re-charge in motivation i needed. This was a major undertaking for the organizers, who were planning since November. They put so much of themselves into this, which was totally obvious to all who were impacted through their efforts. Coming together with a bunch of women who wanted to gain not just personal awareness, but awareness of one another was the most inspirational thing i've experienced in a long while. This is completely what i think it's about. Much gratitude to all of the speakers, particularly the warm & in tune Polly Strand; wild woman Laura Weide -B.A.C.O.R.R. clinic defense crusader, and Pat McGinnis -abortion rights warrior whose been on the front lines for choice over 40 years, also co-author of the revolutionary Abortion Handbook and God the Mother Message; and the great girl who let us all look at her cervix! Organizers Daphne, Rachel, Mimi & Leah, you rule. Oh! and last but not least - Dave , who racks some serious points. Wow, cool.





## *Childbirth and the Politics of Control*

*by Nicole Franklin*

On July 8th at 12:47 AM, I gave birth to a 7 pound boy -- the hardest thing I've ever done in my life and an experience which emotionally and physically stretched my threshold of pain. Any time I deal with unknown amounts of intensity, I learn a great deal about myself. My labor lasted over 54 hours. If I'd been in the hospital, I would have had a Caesarian section. After 24 hours in a hospital, the staff would not have any more time to devote to a single patient, and with this surgery, liability is lower than allowing a vaginal birth. Luckily, I had chosen a home birth -- one that did not have the metal stirrups for a doctor's convenience.

I begin not knowing how to start. It's as if I've been affected by an experience & do not fully understand to what extent & with what consequence. Having a child obviously extends beyond its birth & its conception, but I wonder why my experience was the way it was --not wanting to attribute its length to physical reasons. Physicality is just a part of it. It is true that physical work can bring about invested interest --with such work a certain amount of caring and love is inherent. Is this connection lessened by the easiness of birth in deliveries that are never felt? A transition that is full of self-expression --physical, mental, emotional. A transition that gives full participation for both a mother and child into the integration of different worlds. The pain allowing the mother to be inside a world close to death and life --giving her a sense of protection to the child, both also seeing entrance and exit at the same door. This culture I'm immersed in denies exit, denies death, with its obsession with possession and control. This control denies control to most people & allows "knowledge" to the ruler of minds. KNOWLEDGE - a loss of connection between senses and sensitivity. --A dulling of pain, giving people less of a reason to protect or care. --Finding substitutions and simulations of what feeling really is (the epidural, the denial of vaginal birth, the television show that shows 2 minutes of hard labor and the production of a fast fed cultured child in the 3rd, a clean baby with no blood or shit, NO head melding to the pubic bone, NO shit falling from the mother while she pushes, NO placenta, NO ripping of vaginal lips). Even with the denial of certain realities, there seems to be an easy acceptance of the metal stirrups, the drugs pumped into something pure -- is this dulling or immunizing the child to the world before entrance? The acceptance of taking a child into an environment that is controlled with pacifiers, sterilization, & removal from the mother. This is classified as a healthy society. This is a culture's fear of death and fear of life embedded in one.

**TRANSITION**

the space I entered to actually give birth was one where everything around me was immediate --I gave up all control physically and emotionally. This was most likely the main reason for my long labor. I'm a control freak and even when giving up control, I have always done it in my own manner. This transition was me being able to bring myself outside my body. To be able to just deal with each contraction as it came and not wanting to come out of a moment with some kind of intellectual bullshit.

## SOUND

so there is this blank space where time becomes suspended and it's as if the mother and child travel to the same space --an entrance & exit that's brought in through sound. The screams and moans are more revealing of my experience in the end than actually watching what was happening. Sounds were forgotten as I embraced the moment. In my mind my body felt suspended in a hot, dark cavern of myself --everything around me ceased and the sounds were nothing but who I was.

I had the birth filmed & audio taped (non-sync). The visual just being the perspective of a witness --but I have to step back from the sounds. So far I haven't heard these tapes, afraid they will reveal more about me than any film.

Sound is important in reaching the self. My midwife, Abby, told me a story of a birth she attended of a deaf woman. She was in labor 3 days and making little progress. Abby tried to get this woman to make sounds deep in her chest by demonstrating it to her. Soon the woman began to moan deeply with her contractions. Her mother began crying because she had never heard her daughter make any loud noise. Within an hour the woman had her baby --the woman's ability to let loose instigated this moment.

## CULTURE

the sense of control that was so difficult for me to give up is partly a result of the obsession of a society to control its surroundings. This includes a culture that attempts to control nature and work against it instead of with it. This is the fear of the unknown, of death, that drives a society to go against nature. Examples are so embedded within our reality, from how we try to control sickness to how we build houses. We try to keep ourselves away from nature. When I've told a few people about my labor, they become convinced that drugs are the answer. Fuck that pain/endurance thing. That is exactly the attitude of our entire culture, but I honestly believe that in denying women the pain of childbirth, "W" denies them strength.

## IMPRINTING

my midwife, Abby, believes that cultural imprinting occurs at birth & right now we live in a culture that is full of C-sections & pacifiers. In hospitals in So. Cal. over 30% of women have C-sections, a procedure that creates more trauma for the woman and child than a vaginal birth. This trauma is a result of lifting the child from a cut womb with forceps (voiding a transition), dropping chemicals in its eyes, intubating its throat, while the mother is sewn back together. Future shock from day one. Abby also believes that pacifiers, given to hospitals, imprints upon a child the equation of



plastic with nurturing. Next thing

you know they'll be using credit cards. Also, the pacifier & bottle, unlike breastfeeding, takes away a child's choice. The mother must decide when a child eats & how much --framing the child to be controlled early by eating the formula already prepared for them. So the question is, is this trauma & false nourishment embedded in society and can birth be correlated with societal removal from reality?

END

so now i'm confronted with a need to bring my child up to be freethinking. It seems difficult in a culture that denies death and thus denies itself a chance to live without fear. Now that pregnancy & birth is over, my concerns have shifted towards questioning things like immunizations and circumcision. As for myself, i have not really changed (although because i've become a mother i'm treated differently, but usually only by people who don't know me well). I have become more in touch with parts of myself --parts that have been enhanced. I have also become closer with the child's father, David, from going through the ups and downs of pregnancy & the intensity of childbirth. The major change outside of myself involves time. A child has no concept of time --the sense of control others put upon people. Things take longer for me now --fitting in diapers & breastfeeding, but at least it is quality time while it has slowed down. Quality time is something rare in Southern California.

# ABORTION

While 20 years ago Roe v Wade ensured legalized abortion, it did not promise it to be safe and accessible, and with the constant threat of stifling laws and stingy allocation of public funds, abortion for poor and immigrant women is virtually non-existent. The menace of an armed and totally psycho Religious Right is on us all. If we're gonna be serious about taking back control, we've gotta bring it the whole way home.





March 30, 1993.

MISSOURI

Dear Dr. Wickham

Isn't that just horrible how  
someone trashed Blue Mountain  
clinic in Missouri?

Isn't that awful? Yik, tok

Do you think it could happen  
in Oregon? Do you think such  
a horrible thing could happen in  
Oregon? What do you think??

Are they in the mood? We will  
SHUT YOU DOWN!

WE WILL SHUT YOU DOWN  
AND STOP THE SLAUGHTER OF  
INNOCENT CHILDREN.

You murder the helpless, the  
innocent for fun and profit.

You take your job. But we  
will put you on the unemployment  
next line! A promise.

Wickham

## freedom of choice?

I work at a non-profit, feminist health clinic here in San Diego.

We offer dozens of services, including a prenatal program.

Abortion is only one of those services & generates a small fraction of our cliental. But thanks to the new breed of god-fearing zealots, women now have to speak to us through bullet-proof glass in order to get a pap smear. On weekends, they have to speak through an outside intercom, show their ID's through a window, & get their purses searched by one of us while we wear a bullet-proof vest. Means to safe & adequate healthcare for women should not evoke a

## POLICE STATE.

Secure your own choices, learn ways to heal yourself.

They can never take that away.

**QUESTIONS A POOR WOMAN  
MUST ANSWER TO GET AN  
ABORTION:**

WERE YOU RAPED?  
VICTIM OF INCEST?  
DID YOU REPORT THE INCIDENT  
WITHIN 60 DAYS?  
FILL OUT THE REPORTS & HAVE  
YOU GONE THROUGH COUNSELING?  
WOULD YOU SUFFER SEVERE PHY-  
SICAL DAMAGE WITHOUT ONE?  
PARENTAL CONSENT OVER 16?  
ETC. ETC.  
ETC.

Englepp

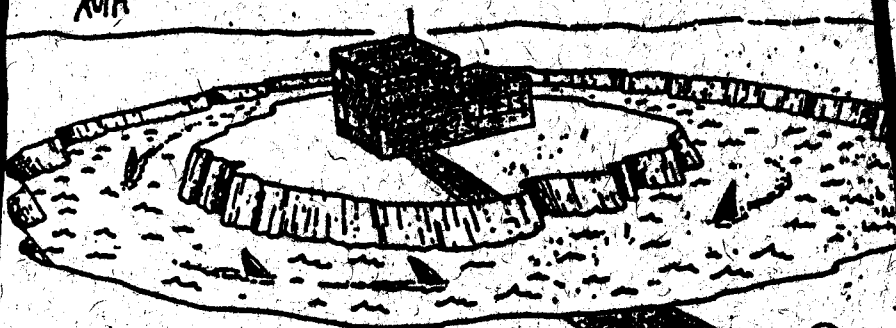


**QUESTIONS A RICH WOMAN  
MUST ANSWER TO GET AN  
ABORTION:**

CASH OR CHARGE?



AMH



"QUIT COMPLAINING. YOU STILL HAVE A RIGHT TO ABORTION."

## emmenagogues

An excellent way to bring on that overdue period or assure that you got the one that you suspect will be. Emmenagogues are herbs that induce your period, used preferably before your moon is due when you think it may not be coming, to bring on a period that just won't come and in the very early stages of a suspected pregnancy when it's too soon to detect. Take as directed for as long as 2 weeks, although Aunt Flo will probably show by day 3-5. Steep herbs a 1/2 hour unless otherwise directed.

**Angelica:** use DRIED roots --fresh ones are poisonous. Drink no more than a cup of tea a day, probably no longer than 3-6 days. Prevents infections too.

possible side effects: peeing a lot, allergic reaction, irritation.

**Black Cohosh:** Steep 3 tsp. in a pint of water.

Take 2-3 TBS. Q/Day. Works by contracting

uterus. Strengthens body, helps cramps.

possible side effects: too much can cause dizziness, puking, shakes, low pulse.

**Blue Cohosh:** Steep 1 oz. roots in pint of water. Take 2 tsp. every 2-3 hrs. Dilute in hot water if you want. Contracts uterus. Helps cramps.

possible side effects: pain in arms & legs. Isn't considered toxic.

**Juniper Berries** (a.k.a. Red Cedar or Savin):

Steep berries into tea. Probably 3 cups a day.

possible side effects: unknown.

**Motherwort:** same as Juniper Berries. Contracts uterus. Strengthens body.

**Myrrh:** Take in capsule form cuz it's bitter.

Strengthens body, antiseptic.

possible side effects: unknown.

**Krameria & Puncturewort:** see following page.

## Abortifacients

Abortifacients have been used by women since the beginning of time. More powerful than emmenagoges, these herbs induce abortion and are used when pregnancy is known or strongly suspected. They work by causing uterine contractions or by irritating the uterine lining, causing it to shed. Abortifacients are most effective through the first 4 weeks of pregnancy and another approach should probably be explored much longer after then. It's best to start them 5 days before your expected period and although they usually kick in on the 3rd or 5th day, they can be used up to 2 weeks if necessary. You may experience mild to to strong cramping and heavy bleeding initially. Pinkish tissue will be passed as you bleed --the longer the pregnancy, the more tissue. Massaging your abdomen (especially in a downward motion) will help everything flow smoothly. This is a time to take to yourself --stay mellow and rest if you feel like it. Relax and trust in our foremother's ancient healing wisdom...

Black cohosh: steep 2 tsp. in 1 pint H<sub>2</sub>O. take 2-3 tsp. 6X a day. Contracts uterus.

Blue cohosh\*: steep 1 oz root in 1 pint H<sub>2</sub>O. take 2 teaspoons every 2-3 hrs. Can be diluted in hot water.

side effects: too much of herb can cause pain in arms & legs.  
possible sleepiness, headache, peeing a lot, puking.

**Cotton Root Bark:** roots into tea, a few small sips are all you need as this herb causes strong uterine contractions.

side effects: powerful contractions if overdosed.

**Vitamin C\*:** 6000 mg. spaced out during day for 5 days. works better as a period inducer, so take as close to expected day of mens. as possible.

side effects: do not use if you have any bladder related problems. may cause diarrhea.

**Goldenseal\*:** boil roots into tea. i'm not sure how much.

side effects: herb thought to be unharful, but never take goldenseal if you are hypoglycemic/ have low blood sugar.

**Gluger\*:** 1 & a half tsp. powder in a cup of hot H<sub>2</sub>O.

side effects: drink alot of water, can burn throat & belly.

(although i often take at least this much when i have a cold).

**Mugwort:** roots into tea. drink no more than 2 cups/day.

side effects: sweating. too much is toxic & can cause intense uterine contractions.

**Parsley\*:** steep 1 TBS in 1 cup hot H<sub>2</sub>O for 20 min. can also stuff a fresh bunch into cooch every 6 hrs. for 3 days, but better to do before you actually miss your period.

**Pennyroyal\*:** take as whole plant (NEVER OIL!) steeped as tea or in tincture form into hot H<sub>2</sub>O. No more than 3 cups/day. very effective. can mix with blue cohosh to help cramping.

side effects: nausea, numbness in extremities, dizziness, sweating.

too much is highly toxic and pennyroyal OIL can kill ya.

*Avoid putting anything in your cooch for 2 weeks cuz it's susceptible to infection. This includes tampons, penises, and taking baths. Take extra garlic, zinc, and echinacea for your immune system (instead of those nasty antibiotics). Nutribiotic drops in water is a natural antibiotic.*

*Bleeding or spotting up to a couple of weeks is normal. Your next period can be 3-10 weeks later than usual, but after that everything should be back to peachiness. Refer to abortion complications pg. 60. If any arise, go to the hospital & tell them you believe you are miscarrying.*

READ  
When Birth Control Fails by Suzann Gege  
How to Stay Out of the Gynecologist's Office by The Federation of Women's Health Centers



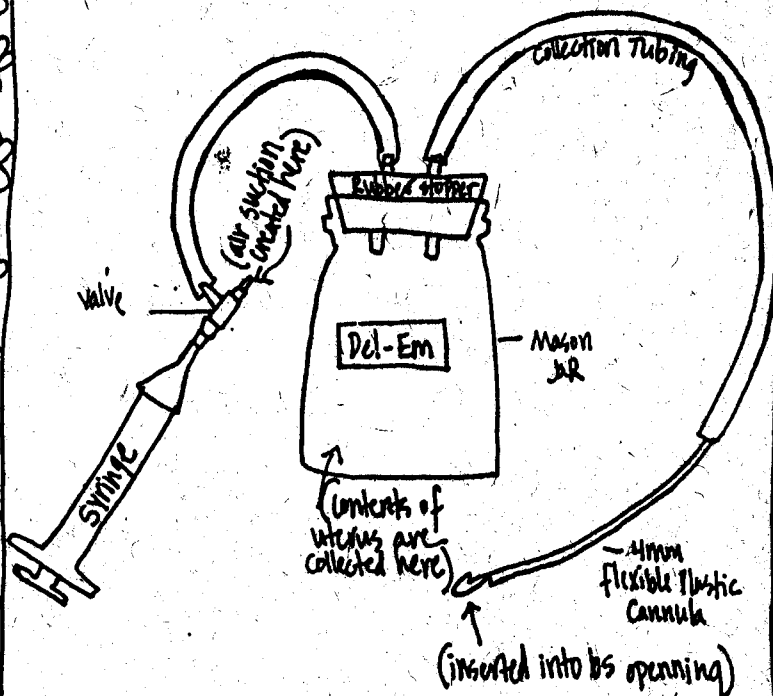
# Menstrual Extraction

Created to remove menstruation & bring on the immediate cessation of cramps & related discomforts, menstrual Extraction is also used in the early stages of a known or expected pregnancy. It is an underground procedure to be performed by a lay health worker or comparably experienced women. Goddesses back at The Los Angeles Self Help Clinic developed this method in 1971 and it remains today an invaluable tool for reproductive freedom. Menstrual Extraction is not a do-it-yourself abortion technique or one a physician will perform in a clinic. It is a home health care procedure that removes the contents of your uterus as close as possible to the expected day of menstruation. This procedure is illegal because it's a somewhat surgical technique often done by unlicensed women in an unmonitored, non-medical establishment (so is midwiving!), but don't be fooled-- it's prohibition keeps power in the hands of Patriarchal medicine.

Extraction is a safe and simple procedure involving a syringe, tubing, a mason jar, and a 4mm cannula. The kit is called the "Del-Em" patented by Lorraine Rothman. The cannula is inserted through the os (opening to the cervix) and suction is created through the syringe. Air pressure forms within the jar and gently pulls the uterine contents through the cannula and tubing into the collection jar. Anesthetic is not needed and neither skin breakage nor tissue scraping occurs like with clinical abortion. Mild to strong cramping is usually present as the uterus shrinks back to size, but women can control their own vacuum pressure so the suction can be at a level of personal comfort.

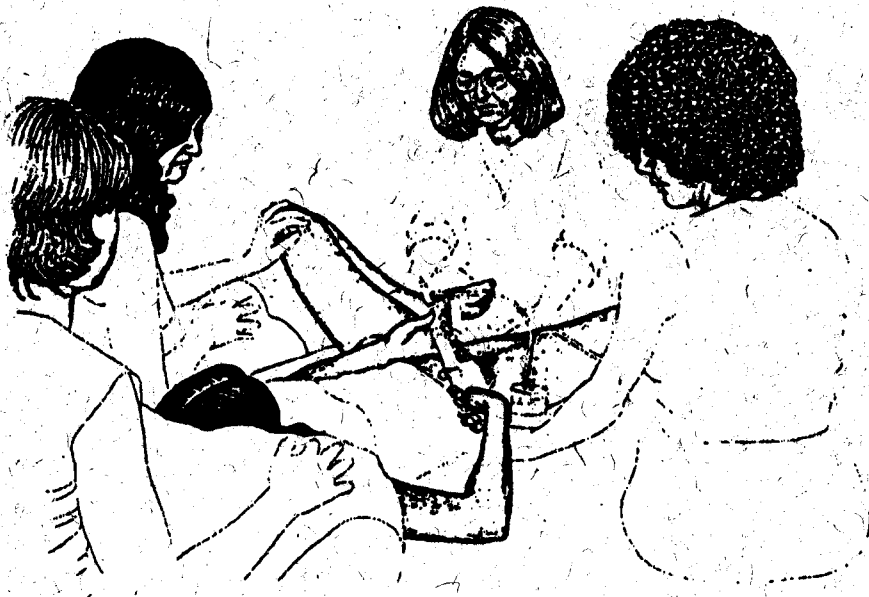
Due to the legal controversy surrounding Menstrual Extraction, it is difficult to find access to both the kit and women who have experience with them. During the 70's most Self Help Groups performed M.E.'s, now-a-days the groups themselves are hard enough to find. For obvious reasons, I can't supply a written directory but just keep your ears peeled and stay persistent. Women may not volunteer the information, but if you stay





## (M.E KIT)

low key, it shouldn't be too difficult to find out if Mense. Ex. is available or not. The women down here will often drive some hundred miles to those who need them, so possibly those goddesses exist in your area too. If you are able to find someone with experience, see if they can join or guide you in creating a Self Help group in your town! Oh-if you know or suspect that you are pregnant, don't delay. The earlier the preg, the easier the extraction. Never go over 9 weeks, clinical abortion is the last option after that.



The woman who is having the extraction pumping the Del-Em



A woman having an early suction abortion

(★ a new view of a Q's Body)

# Clinical Abortion



While not always the preferred choice, clinical abortion is an essential standby when self-help approaches don't materialize. Despite all the tension, clinical abortions are not typically brutal and traumatic, but can be as with nearly any surgery. The difference is that you are often dealing with a barrage of emotions or even reservations about your decision and (usually) awake, paying witness to the inevitably chilly environment of an operating room. While your emotional state has a lot of bearing over the experience you will have, I totally believe that the support involved will either make it or break it for you. Support in your personal life (i.e. partner, family, friends) is essential, but so is the support in the clinic/hospital. As having served as a patient advocate at the clinic I work, this theory has been reaffirmed for me time and time over. A patient advocate is a woman who serves as your support person during the abortion procedure. Aside from monitoring your vital signs and keeping you stabilized, an advocate can hold you hand, your eye contact, and talk you through as little or as much of the process you want. Try to find a clinic that has advocates, it makes a big difference. It's nice to find one that allows you to bring in your own support person as well, if you want that. Feminist clinics always have this. I find them to be the best all around.

The pain issue is different for everyone and has much to do with their stress and tolerance. Women who are extremely nervous tense their muscles, causing their pain receptors to be very acute. They can be so constricted that they actually expel the instruments from their body! The more you tense, the greater the pain and longer the procedure as the doctors job is made more difficult. So the #1 thing to remember is to RELAX and all will go well! We as women are designed to handle this type of pain and it will only make us ultimately stronger. (I like to think of pain as a strengthening sensation other than something that will damage me...) Women who are used to or familiar with heavy menstrual cramps tend to do better. Some women don't experience any discomfort at all. I think a big issue is not the pain, but the *surprise* of the pain. Many women hear it doesn't hurt from others who have been through it and then feel overwhelmed when it does. They also feel like something must be wrong or that they are weak. Many others deny the warnings because they might have too much on their minds to deal with that aspect too. Probably the reason why many are told it doesn't hurt (when it may have) is because the women who said so quickly forgot it as recovery time is so speedy. The procedure takes only 3-15 minutes

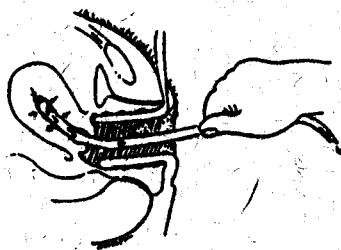
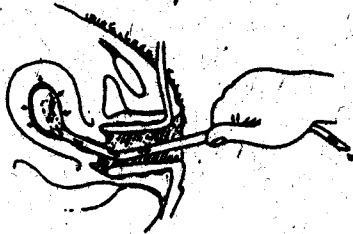
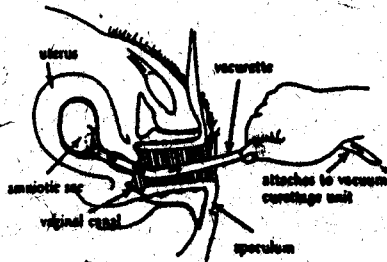
(depending on length of pregnancy) and cramps disappear or greatly decrease within another 5-10 after! Within 20 minutes, you're ready to go home! Regardless of possible discomfort, fear of pain should not be a deterrent in accessing an abortion. If you are considering one, reasons for doing so far outweigh the physical. Remember, pain is fleeting and time heals any burdensome emotions. Do what you think you want/need to do and the rest will take care of itself. You have no one to consider but yourself because you are the one who is most affected by your decisions, always. Believe in yourself and the choices you make -they are forever real.

Abortion is legal up until 24 weeks of pregnancy. After that, a fetus is considered to be viable outside a woman's body -but only with intensive hospital care and a low life expectancy. Exceptions are made in the case of pregnancy threatening the mother's life. If you are pregnant and want a clinical abortion, it is suggested you wait until you are 7 weeks LMP (counting from the 1st day of your Last Menstrual Period). Before then, the pregnancy is so tiny that it is easy to miss & can lead to infection (from retained tissue). Then you need a "re-aspiration" -which is another abortion. Depending on the choice of clinic, local or general anesthesia can be used. Local carries less risk, is easier on the body, and involves a shorter recovery time (I think it's cheaper too). While not as intense as with general, local anesthesia can occasionally cause nausea. Here are the types of abortion procedures commonly used today,

\*Vacuum Aspiration: 7-12 weeks  $\eta(\xi)$ . Lidocaine is injected into the cervix to numb the area. A small, straw-like instrument called a cannula is inserted into the os opening of the cervix. A hose is connected to the end of the cannula & suction is created from an electric air pump. This procedure is incredibly simple and takes only 3-5 minutes. Sometimes dilators are used to expand the opening, typically with 10-12 weeks. Mild to strong cramping occurs & usually gets heavier towards the end as the uterus shrinks back to size. Recovery takes 15-30 minutes while you rest in an after-care room with heating pads. You will be given aftercare information (see "Abortifacients") and antibiotics to prevent infection. Your next period will be as late as 10-12 weeks. Aspiration carries the least chance of complication. It is considered one of the simplest medical procedures and is safer than even tonsilectomies or circumcisions. The pregnancy is still only an embryo at this point, developing the major physiology after 3 months and technically becoming a fetus.

Risks: chance for complication is @ 1%. Much riskier to have baby!

\*Dilatation & Evacuation: 12-18 weeks  $\eta(\xi)$ . These involve a 2 day procedure where you come in a day before your abortion for dilatation. Laminaria seaweed sticks are inserted into your cervix to absorb fluid & expand -causing your cervix to stretch (you may feel



Vacuum suction abortion.

Nina Reimer

### HOW PREGNANT ARE YOU?

The length of a pregnancy is usually counted from the first day of the last normal menstrual period (LMP) and not from the day of conception (fertilization). LMP dating is inaccurate and misleading. It can make you think that you are two weeks further along in the pregnancy than you really are. It assumes that every woman not only has a twenty-eight-day cycle but ovulates exactly two weeks after her period began. (Nobody has a regular cycle all the time.) The *first trimester* is the first thirteen weeks; the *second trimester* is the fourteenth through twenty-fourth weeks LMP; twenty-five weeks LMP and later is the *third trimester*. Abortion is safer, easier and less expensive in the first trimester. It may be difficult to find a facility that provides second-trimester abortions, and impossible to get a third-trimester abortion unless your life is endangered by your pregnancy.

The first day of the last menstrual period is the most common way to date a pregnancy, but you must consider whether that period was normal for you. If it came at an unexpected time or was lighter than usual, conception may have happened before that bleeding.

If you chart your body changes with a fertility awareness method (see p. 276), you will have a written record of ovulation and will be able to recognize pregnancy quite early on. If you do cervical self-examination, you may notice that your cervix has changed color and becomes bluish-purple, which happens early in pregnancy.

Signs of pregnancy can help confirm the date of conception (see p. 343).

An experienced health worker or medical practitioner can estimate the length of a pregnancy by feeling the size of the uterus during a pelvic exam. This is usually accurate within a two-week range. Ultrasound, another method for determining the length of a pregnancy, also has a two-week margin of error. The practitioner doing the abortion makes the final decision about how far advanced the pregnancy is and whether s/he is willing to perform the abortion. If the practitioner refuses to do the abortion, you may have to find someone else. Statistically, abortion risks increase as the pregnancy progresses and the uterus becomes larger and safer.

cramping or pressure). This allows easier access into your uterus as the contents are larger to empty. Dilators may be used even still. 16-24 week pregnancies involve a 3 day procedure with lam sticks 2 days preceding abortion. Forceps are used for grabbing and curettes for scraping. The procedure is longer and more complicated as the pregnancy is larger.

Risks: Chance of complication increases with later term pregnancies. They usually show within a few days. Higher risk for infection, retained tissue, uterine perforation, hemorrhage, cervical laceration.

How to Recognize Complication:

Infection: 100.5+ degree fever, bad cramps, smelly discharge.

Retained Tissue: heavy bleeding, very large blood clots, signs of pregnancy (any of these lasting longer than a week), bleeding longer than 3 weeks.

Hemorrhage (excessive bleeding): usually happens while still in clinic; sign of retained tissue, perforation, failure of uterus to contract.

Postabortal Syndrome (blood in uterus): blood clot in uterus -- can be massaged out using downward, fanning motion, or may need to be re-aspirated.

Prostaglandin Suppositories: According to The New Our Bodies Ourselves, this is the newest & least known abortion method. These can cause miscarriage when placed in the vagina by inducing strong uterine contractions. They are usually used to expel a dead fetus.

Risks: nausea, puking, shits, fever & failure to abort.



Having an abortion does not threaten your chances for having a healthy baby in the future. While there is no conclusive evidence, there is some indication that having several may increase your chances for miscarriage or premature birth, do to a possible weakened cervix and scar tissue. This possibility can be minimized if you find a clinic that is gentle and uses as little dilation as possible.



## The Morning After Pill (aka The Emergency Contraceptive Pill)

When you've been exposed to possible pregnancy, this is a really nice stand by. Effective within 72 hours, but preferable to take within 12-24 hours after sex. Depending on when it's taken it works by either preventing fertilization entirely or stopping the fertilized egg from implanting in the uterus. 4 pills are taken initially, then another 4 twelve hours later. Your next period will be within 2-3 weeks. MAP will not prevent an ectopic pregnancy, but you will show signs if this is the case. You can also take 5 of your birth control pills & get the same effect, but you should call a clinic first to see if you have the right kind. Side Effects: possible nausea 1-2 days. If you barf within an hour, go back to the clinic to take more.

## The RU-486

Only recently approved in the United States and still only in the testing stages, RU-486 is a doctor-monitored abortion pill. It is what we call an "Advanced Reproductive Rights Method" that has the potential to make abortion accessible on a large scale. Effective in 5-7 weeks pregnancies or 9 weeks LMP, it works by blocking the production of progesterone. This causes the placenta to disintegrate, expelling uterine contents. It is 80% effective alone and 95-96% when taken with a prostaglandin booster. Besides the accessibility, the RU-486 has great advantages involving minimal risk of infection and complication that is possible in surgical abortion. It is currently available at selected Planned Parenthoods but they don't advertise it, so call around.

Side effects: \* Moderate to severe cramping for several hours until miscarriage occurs

\*Bleeding 4-40 days, average 10 days

\*Dizziness, nausea, puking, shits (but these are rare & can be treated)

Below is a declaration statement that was completed on 9/6/93.  
 Defensive Action is trying to recruit as many Christian pastors and  
 pro-life leaders to sign this before jury selection for Michael Griffin's  
 trial on September 20th. Please call me at (904) 478-0800 if you know  
 of someone who would be willing to sign. Thank you.

\*\*\*\*\*

## DEFENSIVE ACTION

P. O. Box 2243, Pensacola, FL 32513-2243

*Contact - Paul J. Hill, Director*  
*Telephone Number Prior to Jury Selection - (904) 478-0800*  
*Press Number During Jury Selection and Trial - (904) 474-3243*

We, the undersigned, declare the justice of taking all godly action necessary to defend innocent human life including the use of force. We proclaim that whatever force is legitimate to defend the life of a born child is legitimate to defend the life of an unborn child.

We assert that if Michael Griffin did in fact kill David Gunn, his use of lethal force was justifiable provided it was carried out for the purpose of defending the lives of unborn children. Therefore, he ought to be acquitted of the charges against him.

<u>NAME</u>	<u>AREA OF SERVICE</u>
<u>Sike Gray</u>	<u>Pastor, Reformation Lutheran Church, Bowie, MD</u>
<u>C. Roy McMillan</u>	<u>Exec. Director, Christian Action Group, Jackson MS</u>
<u>Andrew Burnett</u>	<u>Dir., Advocates for Life Ministries, Portland, OR</u>
<u>Cathy Vasey</u>	<u>Assoc. Editor, Life Advocate Magazine, Portland, OR</u>
<u>Mrs. Trewhella</u>	<u>Pastor &amp; Co-Founder of Missionaries to the Preborn</u>
<u>Rev. Joseph Foreman</u>	<u>Director, Defensive Action, Pensacola, FL</u>
<u>Paul J. Hill</u>	<u>Editor and Author, Portland, OR</u>
<u>Paul McParrie</u>	

End the Terrorism

Mobilize Against

the Holy War





# ABORTION ON DEMAND & WITHOUT APOLOGY



*Woman dead on motel room floor. Her death was due to an air embolism suffered during an illegal abortion.*

*Film of Dr. Milton Halpern, former medical examiner, New York City*

(((((



))))))

## **APPALLING FACTS ABOUT MAMMOGRAPHY AND BREAST CANCER FOR WOMEN UNDER 50**

brought to you by the Women's Community Cancer Project of  
Cambridge/Boston, MA.

**Appalling Fact #1:** Studies have repeatedly shown that mammography misses nearly half of all breast cancers in women under age 50. Don't assume that a negative mammogram means you don't have breast cancer.

**Appalling Fact #2:** There is no evidence to suggest that mammography screening reduces the chances of dying of breast cancer among women under 50. A recent Canadian study among 58,000 women ages 40-49 found a 50% increase in deaths from breast cancer among women who had annual mammograms.

*There will be the same number of deaths from breast cancer in a population of women who had annual mammograms than in a population who have not, and in fact, there may even be more.*

**Appalling Fact #3:** Women who have been assured that a mammography is safe, despite the fact that all responsible scientists agree that there is no safe level of radiation. Exposure to radiation from one mammogram is more than 10 times greater than that is received from a typical chest X-ray procedure.

**Appalling Fact #4:** Despite the failure to demonstrate benefit and disturbing evidence of harm, the American Cancer Society, National Cancer Institute and manufacturers of mammography machine and film continue to promote guidelines stating that women ages 40-49 should have mammograms every 1-2 years. Other advertisements of theirs imply a 90% cure for women who follow the guidelines, a false claim directly contradicted by the available data.

*The American Cancer Society/National Cancer Institute guidelines are not endorsed by the American College of Surgeons, the American College of Physicians, the United States Preventive Services Task Force and the International Union Against Cancer. Current guidelines in use in Great Britain, Canada, and Sweden do not recommend mammography for women under age of 50, due to a lack of conclusive evidence of any benefit of this procedure.*

**Appalling Fact #5:** Mammography is big business. Since a mammogram in a woman under age 50 may or may not pick up a lump a little earlier but does not alter the course of the disease in this age group, some people think that the real beneficiaries of the American Cancer Society/National Cancer Institute guidelines are the individuals, businesses and institutions that derive huge profits from the manufacturing of mammogram machines and film, as well as those that own, operate, and read the film.

*If all U.S. women aged 40-49 followed the American Cancer Society/National Cancer Institute guidelines, the mammography industry would gross at least one billion dollars per year!*

*Women deserve better than this!*

### **TAKE ACTION!**

Inform your friends, mothers, grandmothers...

Call the Women's Community Cancer Projects

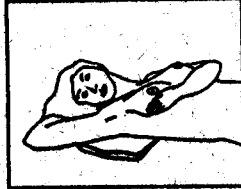

(617) 254-9888

c/o The Women's Center, 46 Pleasant Street, Cambridge, MA 02139

## Check Your Breasts Once a Month

Check your breasts and under your arms.

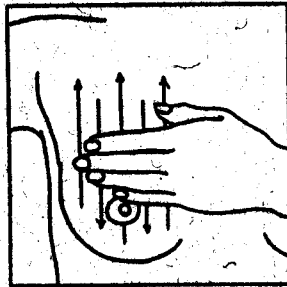
- Look and feel for any change.
- Check for a lump in your breasts or a leak from your nipple.



- Look in the mirror to see if there is any change.
- And check your breasts in the shower.
- Check your breasts lying down with your arm behind your head.
- Put a pillow under your shoulder.

- Check every inch.
- Feel up and down.
- Use the pads of your fingers.
- Keep your hand flat.

Call your doctor or clinic if you notice any change.



- Check your breasts every month.
- Check your breasts the day your period ends or choose any other day of the month.
- Have a doctor or nurse examine your breasts every year.
- If you are over 35, you also need regular mammograms (breast x-rays).

Funded by California State Department of Health Services,  
Office of Family Planning, Contract No. 86-9-4528 A-01.  
Produced and Distributed by Education Programs Association  
(408) 374-3720 1980

**ohs**

# Key Ingredients for a Healthy Hellcat

## Avoid Entirely:

Meat!! This includes all dead animals...  
 Lard, animal and vegetable fat alike (hydrogenated oils)  
 Sugar, especially white  
 White flour  
 Salt  
 Caffeine  
 Deep fried and processed foods




## As Little as Possible:


Dairy products  
 Alcohol  
 Peanuts (undigestible & toxic)

## Daily Rainbow:

Whole grains; yellow millet, corn, brown rice, wheat, and rye  
 Legumes; green peas, tofu, beans, lentils  
 Collard greens; kale, mustard greens, chard  
 Orange stuff; carrots, sweet potatoes, squash  
 Red stuff; apples, strawberries, cabbage, tomatoes, beets  
 Bananas are high in potassium  
 Always eat as much garlic as humanly possible  
 Oils; Extra virgin olive oil, *uncooked* safflower, flax. All oils become toxic when heated.  
 Try almond butter instead of peanut. It's more expensive but goes further.



Besides a good attitude, eating healthy is the biggest investment in your current and future well-being you can make. "Health food" may seem pricey, but consider how pricey colon cancer or a heart attack will run you later on. We know that animal products, smoking, and environmental contaminants are the leading causes of cancer and most disease. The meat, dairy, tobacco, and chemical industries do not want us to know this. Our health is not encouraged, it is paid off. Consider your sources of information & who benefits in feeding it to you. Good health equals freedom.





Set yourself free from the Patriarchal powers that be! Self-healing is crucial. Stay aware of the institutions that seek to control you primarily the Church and State. The forces that teach us that as women we are unclean, sinful, and the roots of temptation are the same ones who tell us we are unhealthy, neurotic, and ignorant. Women are to be feared and in every area, quelled. Within this system, we can never expect to gain by our foremothers wisdom nor develop our own. We have to recognize how it operates & step outside of it as much as we can. Start by forming a Self-Help Circle in your area, even with only a couple of friends. Use your speculums, share information, and document your observations. Gather books on herbs, botanicals, acupuncture & pressure, massage, etc. Try to see your health not as isolated breakdowns and malfunctions, but holistically --taking into account the body, mind, and spirit. Publish findings, network, and organize. We're on our way...

# bibliography



## Sources:

**How to Stay Out of the Gynecologists Office**  
by The Federation of Feminist Women's Health Centers

**A New View of a Women's Body**  
by The Federation of Feminist Women's Health Centers

**When Birth Control Falls**  
**How to Abort Ourselves Safely**  
by Suzann Gage

**Women's Health Care: A Guide to Alternatives**  
by Kay Wiess

**The New Healing Yourself**  
**Natural Remedies for Adults and Children**  
by Joy Gardner

**Prescription for Nutritional Healing**  
by James Balch, M.D. & Phyllis Balch, C.N.C.

**Hygiene**  
**A Woman's Herbal**  
by Jeannine Parvati

**The New Our Bodies, Ourselves**  
by The Boston Women's Health Book Collective

**A Women's Book of Choices**  
**Abortion, Menstrual Extraction, & RU-486**  
by Rebecca Chalker and Carol Downer


**Witches, Midwives, and Nurses**  
**A History of Women Healers**  
by The Feminist Press

**Fighting Infections with Herbs:**  
**Sexually Transmitted Infections**  
**Healthy Healing Library Series**  
by Linda Rector-Page, N.D., Ph.D.

## Other Goodies:

**Wise Woman Herbal**  
by Susan Weed

**Abortion Without Apology:**  
**A Radical History for the 1990's**  
by Nina Bayly



## FINANCIAL ASSISTANCE

### **COUNCIL ON ABORTION RIGHTS EDUCATION (CARE)**

"Committed to helping any woman,  
anywhere."

3255 Hennepin Ave #227  
Minneapolis MN 55408  
(612) 827-5827

### **CHICAGO ABORTION FUND**

Loans/grants available for young  
teens & women without financial  
resources

Stacy Haugland  
P. O. Box 578307  
Chicago, IL 60613  
(312) 248-4541


### **PLANNED PARENTHOOD OF METROPOLITAN WASHINGTON**

Reduced or deferred payment for  
clients who are in need: "No one will  
be turned away."

1180 16th St, N.W.  
Washington, DC 20036  
(202) 347-8500

### **THE NATIONAL ABORTION FEDERATION**

800-543-6240  
may have info on other assistance  
programs



distributed by blood sisters  
in respect and in revolution

**blood sisters**

⊕ elle corazon  
176 bernard.w.  
montréal, québec  
h2t 2k2

⇒ [bloodsisters.org](http://bloodsisters.org) ⇐

**1.877.RED.ZONE**

**a blood sisters reproduction**